640918-1 ✔ ACTIVE

FASTON | FASTON 187

TE Internal #: 640918-1

Quick Disconnect Receptacle, Partially Insulated, 16 – 14 AWG, 1.04 – 2.62 mm² Wire, 2050 – 5180 CMA, 4.75 mm [.187 in] Tab Width, FASTON 187

View on TE.com >

Terminals & Splices > Quick Disconnects






Quick Disconnect Terminal Type: **Receptacle**

Wire Size: **2050 – 5180 CMA**

Mating Tab Width: **4.75 mm [.187 in]**

Features

Product Type Features

Terminal Features	Wire Stop
Insertion Force	Normal

Electrical Characteristics

Voltage Rating	300 V

Body Features

Insulation Material	Nylon

Contact Features

Quick Disconnect Terminal Type	Receptacle
Mating Tab Width	4.75 mm[.187 in]
Mating Tab Thickness	.51 mm[.02 in]
Terminal Orientation	Straight
Contact Base Material	Brass
Terminal Plating Material	Tin
Crimp Type	Compression Crimp
Barrel Type	Closed

Termination Features

Product Terminates To	Wire & Cable

Mechanical Attachment

Wire Insulation Support	With
Mating Retention Type	Dimple

Dimensions

Product Length	20.36 mm[.8 in]
Compatible Insulation Diameter Range	4.32 mm[.17 in]
Terminal Material Thickness	.41 mm[.016 in]
Wire Size	2050 – 5180 CMA

Usage Conditions

Insulation Option	Partially Insulated

Industry Standards

Compatible With Agency/Standards Products	CSA, RU (UL Component Program)

Packaging Features

Packaging Quantity	3500
Packaging Method	Reel

Other

Barrel Color	Blue

Product Compliance

For compliance documentation, visit the product page on TE.com>

EU RoHS Directive 2011/65/EU	Compliant
EU ELV Directive 2000/53/EC	Compliant
China RoHS 2 Directive MIIT Order No 32, 2016	No Restricted Materials Above Threshold
EU REACH Regulation (EC) No. 1907/2006	Current ECHA Candidate List: JUNE 2025 (250) Candidate List Declared Against: JUNE 2025 (250) Does not contain REACH SVHC
Halogen Content	Low Halogen - Br, Cl, F < 900 ppm per homogenous material. Also BFR/CFR/PVC Free
Solder Process Capability	Not applicable for solder process capability

Product Compliance Disclaimer

This information is provided based on reasonable inquiry of our suppliers and represents our current actual knowledge based on the information they provided. This information is subject to change. The part numbers that TE has identified as EU RoHS compliant have a maximum concentration of 0.1% by weight in homogenous materials for lead, hexavalent chromium, mercury, PBB, PBDE, DBP, BBP, DEHP, DIBP, and 0.01% for cadmium, or qualify for an exemption to these limits as defined in the Annexes of Directive 2011/65/EU (RoHS2). Finished electrical and electronic equipment products will be CE marked as required by Directive 2011/65/EU. Components may not be CE marked. Additionally, the part numbers that TE has identified as EU ELV compliant have a maximum concentration of 0.1% by weight in homogenous materials for lead, hexavalent chromium, and mercury, and 0.01% for cadmium, or qualify for an exemption to these limits as defined in the Annexes of Directive 2000/53/EC (ELV). Regarding the REACH Regulation, the information TE provides on SVHC in articles for this part number is based on the latest European Chemicals Agency (ECHA) 'Guidance on requirements for substances in articles' posted at this URL: https://echa.europa.eu/guidance-documents/guidance-on-reach

Compatible Parts

TE Part # 2837446-2
OCEAN_2.0_APPLICATOR-S-222SP272SP-SSA



TE Part # 7-2837446-7
OCEAN_2.0_SPARE_PART_KIT-222SP272SP

Also in the Series | FASTON 187



Crimp Terminal Housings(40)

Insertion & Extraction Tools(1)

Insulation Boots & Sleeves(1)

PCB Terminals(42)

Quick Disconnects(203)

Customers Also Bought

TE Part #40777
RING TERMINAL 20-16 AWG BR



TE Part #CAT-P592-SH816
PIDG Short Spring Spade Tongue Terminals

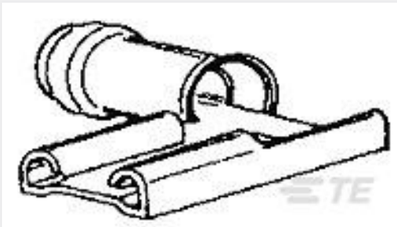

TE Part #156666-1
PIDG FASTON FLAG ASSY 16-14

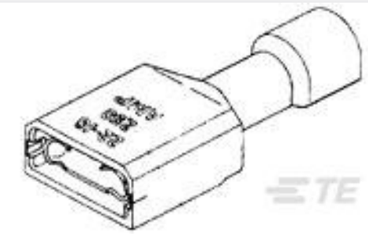

TE Part #3-520140-4
ULTRA-FAST 250 ASY REC 16-14 AWG TPBR

TE Part #647485-2
SL156 RECEPT,AUNI/PHBZ,L/P,LRG



TE Part #1-770849-0
10P SL156 HSG W/LCK RMP & TABS

TE Part #1776544-6
6P .563" DR, 600V

TE Part #5499141-8
A/L UNIV HDR 34P RA LAT

TE Part #60214-3
187 FASTON REC 20-16 AWG BR

Documents

Product Drawings

RECEPT,PIDG FASTON 16-14 187

English

CAD Files

3D PDF

3D

Customer View Model

ENG_CVM_CVM_640918-1_J.2d_dxf.zip

English

Customer View Model

ENG_CVM_CVM_640918-1_J.3d_igs.zip

English

Customer View Model

ENG_CVM_CVM_640918-1_J.3d_stp.zip

English

By downloading the CAD file I accept and agree to the Terms and Conditions of use.

Datasheets & Catalog Pages

PIDG_FASTON

English

Ultra-Fast and Ultra Fast Plus

English

Product Specifications

Application Specification

English

Instruction Sheets

Instruction Sheet (U.S.)

English

Agency Approvals

UL Report

English