RoHS compliant by exemption

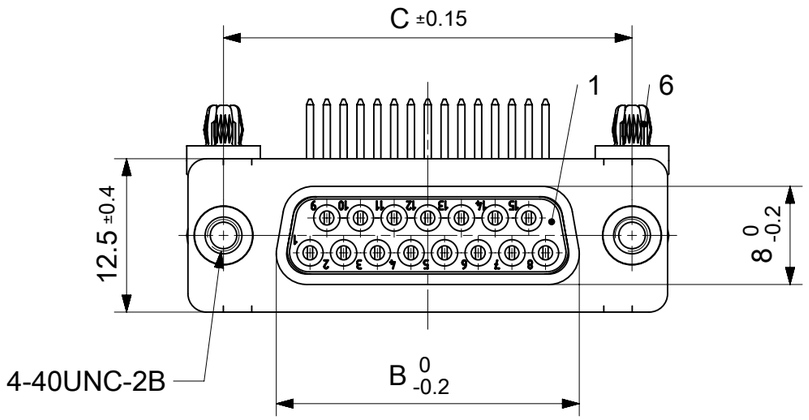

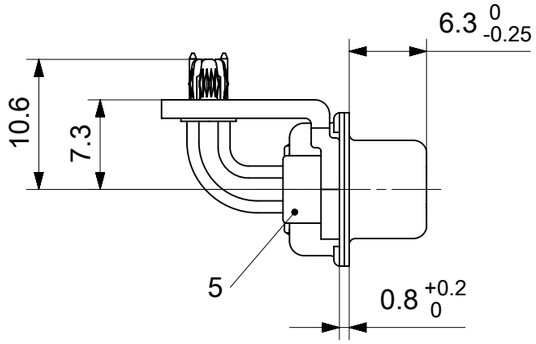

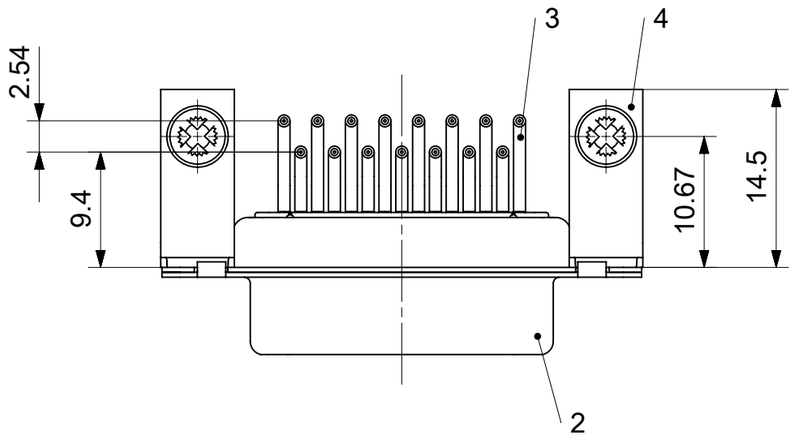

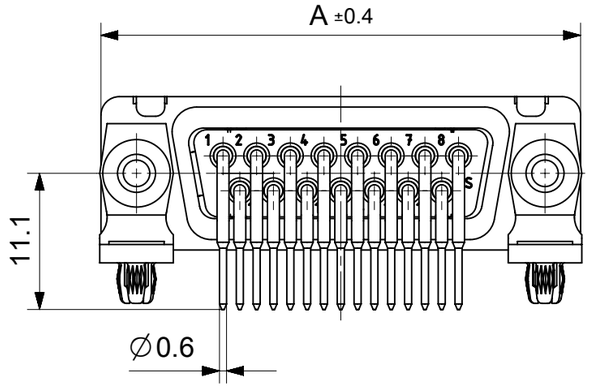

FCT Part number:

Fxx*1)S5y*2)-1002

e.g. F15S5G1-1002

*1) xx No. of contacts 09, 15, 25 or 37

*2) y for performance classes 1, 2 or 3

(contact cycle for G1/G2/G3 = 500/200/50)

Material Number	xx*1)	y*2)	A [mm]	B [mm]	C [mm]	*E [mm]	*F [mm]	*G [mm]	*H [mm]	*J [mm]
1731090171	09	G1	30.8	16.4	25	∅1	∅3	10.67	9.4	2.54
1731090181		G2								
1731090172	15	G1	39.1	24.7	33.3					
1731090182		G2								
1731090173	25	G1	53	38.5	47.04					
1731090183		G2								
1731090174	37	G1	69.3	54.9	63.5					
1731090184		G2								

*PCB hole patterns ∅E, ∅F, G, H, J see document 2195600024

No.	Pc.	Part	Type Description/Material	Surface plating/ Color/Class
6	2	Snap-in rivet	PCB 1.6mm / Brass	tin plated
5	2	Clinch nut	MW 4-40 / Steel	tin plated
4	2	Bracket	F1080-13B / Steel	tin plated
3	xx	Signal contact	S5 / Brass	G1 / G2
2	1	Shell	Steel	tin plated
1	1	Insulator	PBT (-55°C to +125°C) acc. UL94V-0	white

MEASUREMENTS WITHOUT TOLERANCE ACC TO ISO 2768-m

REPLACEMENT FOR DOCUMENT NUMBER: FxxS5Gy-1002

THIS DRAWING CONTAINS INFORMATION THAT IS PROPRIETARY TO MOLEX ELECTRONIC TECHNOLOGIES, LLC AND SHOULD NOT BE USED WITHOUT WRITTEN PERMISSION

FUNCTIONAL SYMBOLS: FA = 0, FC = 0, FP = 0

DIVISIONAL SYMBOLS

DIMENSION UNITS: mm | SCALE: 2:1

GENERAL TOLERANCES (UNLESS SPECIFIED)

ANGULAR TOL	± °
4 PLACES	±
3 PLACES	±
2 PLACES	±
1 PLACE	±
0 PLACES	±

DRAFT WHERE APPLICABLE MUST REMAIN WITHIN DIMENSIONS

CURRENT REV DESC:

EC NO: 714756
DRWN: SKANDB 2022/02/16
CHK'D: MTEUBEL 2022/07/22
APPR: MTEUBEL 2022/07/22

INITIAL REVISION:
DRWN: SKANDB 2022/02/16
APPR: MTEUBEL 2022/07/22

FIRST ANGLE PROJECTION | DRAWING: A3-SIZE | SERIES: 173109

molex

FCT D-SUB MINIATURE CONNECTOR

PRODUCT CUSTOMER DRAWING

DOCUMENT NUMBER	DOC TYPE	DOC PART	REVISION
1731090171	PSD	000	A

MATERIAL NUMBER	CUSTOMER	SHEET NUMBER
SEE TABLE	GENERAL MARKET	1 OF 1

DOCUMENT STATUS	P1	RELEASE DATE	2022/07/22	10:03:49

FORMAT: master_tb_mod-A3
REVISION: J1
DATE: 2021/05/04

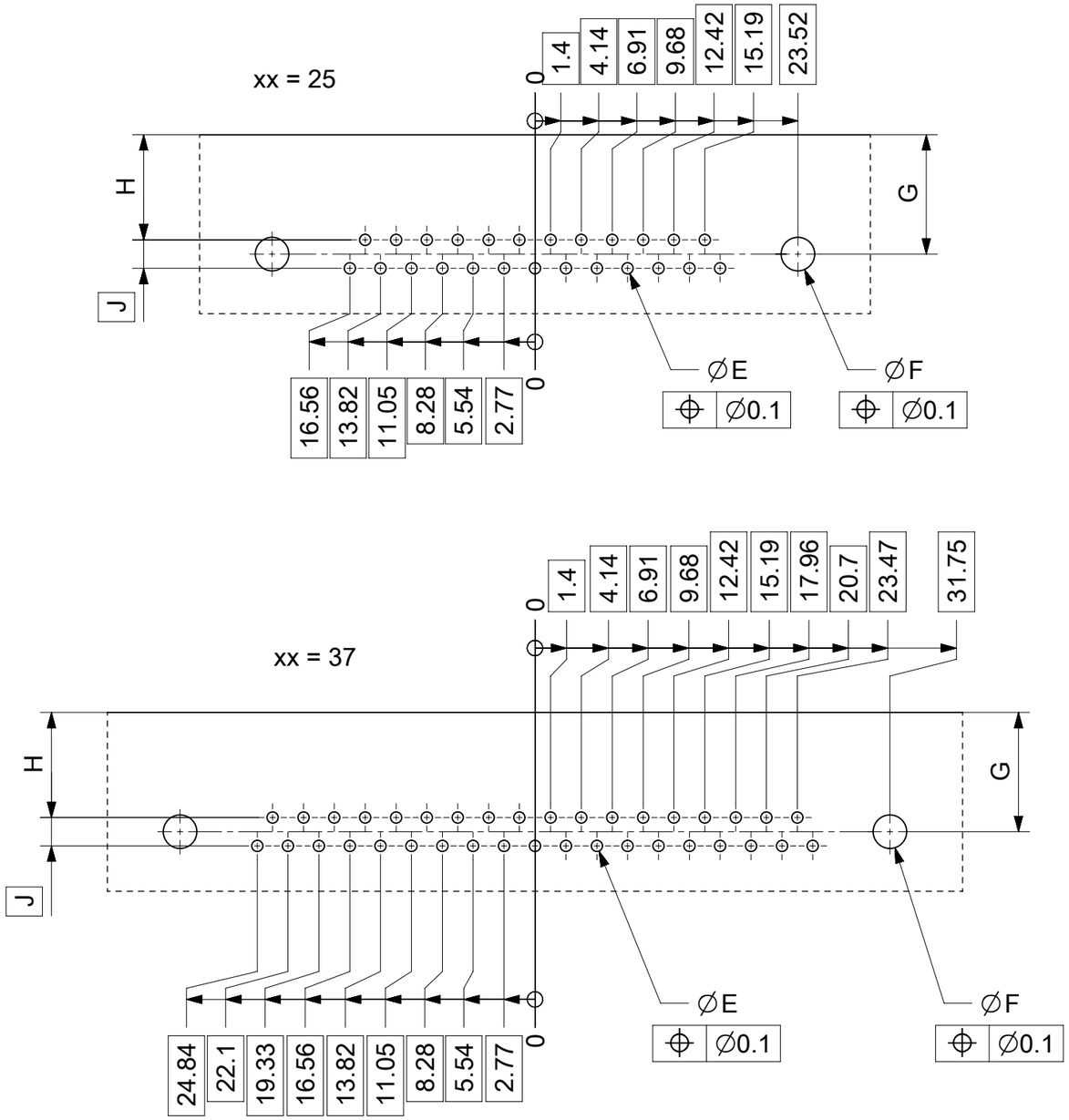

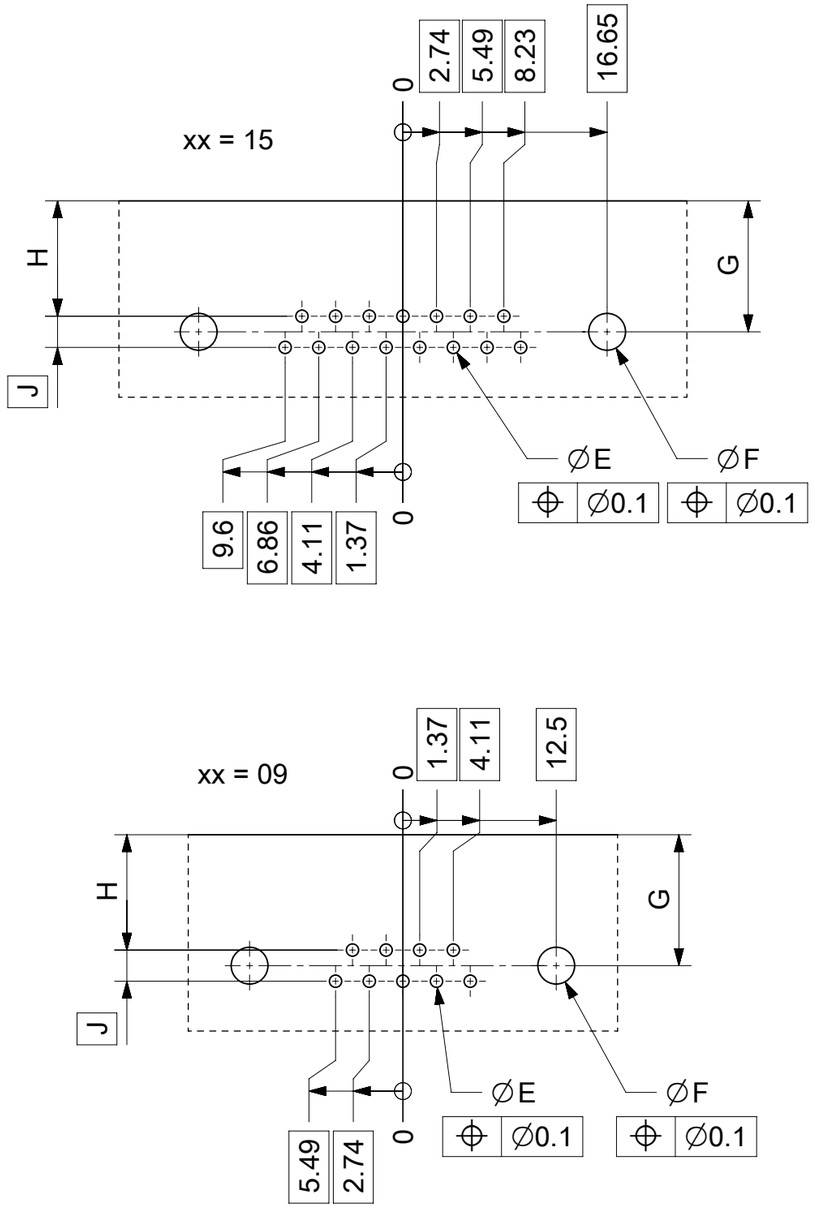

øE, øF, G, H, J see data sheet incl. connector
øF, G connectors with accessories only

MEASUREMENTS WITHOUT TOLERANCE ACC TO ISO 2768-m

REPLACEMENT FOR DOCUMENT NUMBER: AM0024

THIS DRAWING CONTAINS INFORMATION THAT IS PROPRIETARY TO MOLEX ELECTRONIC TECHNOLOGIES, LLC AND SHOULD NOT BE USED WITHOUT WRITTEN PERMISSION

FUNCTIONAL SYMBOLS: FA = 0, FC = 0, FP = 0

DIVISIONAL SYMBOLS

DIMENSION UNITS	SCALE
mm	2:1

GENERAL TOLERANCES (UNLESS SPECIFIED)

ANGULAR TOL	± °
4 PLACES	±
3 PLACES	±
2 PLACES	±
1 PLACE	±
0 PLACES	±

DRAFT WHERE APPLICABLE MUST REMAIN WITHIN DIMENSIONS

CURRENT REV DESC:

EC NO: 713905
DRWN: SKANDB 2022/05/16
CHK'D: MTEUBEL 2022/07/12
APPR: MTEUBEL 2022/07/12

INITIAL REVISION:
DRWN: SKANDB 2022/05/16
APPR: MTEUBEL 2022/07/12

molex

FCT PCB HOLE PATTERN RIGHT ANGL. CONTACT
NO. OF CONTACTS 09-37

PRODUCT CUSTOMER DRAWING

DOCUMENT NUMBER	DOC TYPE	DOC PART	REVISION
2195600024	PSD	000	A

FIRST ANGLE PROJECTION	DRAWING	SERIES	MATERIAL NUMBER	CUSTOMER	SHEET NUMBER
	A3-SIZE	219560	219560	GENERAL MARKET	1 OF 1

DOCUMENT STATUS	P1	RELEASE DATE	2022/07/12 08:25:55

FORMAT: master_tb_mod-A3
REVISION: J1
DATE: 2021/05/01