51875-1 ✔ ACTIVE

SOLISTRAND | SOLISTRAND Budget

TE Internal #: 51875-1

Spade Tongue Terminal, 26 – 22 AWG, #6 / M3.5 Stud Size, 3.51 mm [.138 in] Stud Diameter, Closed Barrel, Flanged, Tin, Uninsulated, SOLISTRAND Budget

View on TE.com >

Terminals & Splices > Spade Terminals







Spade Terminal Type: **Spade Tongue Terminal**

Wire Size: **202 – 810 CMA**

Stud Size: **#6, M3.5**

Features

Product Type Features

Stud Size	#6, M3.5
Sealable	No
Wire Insulation Support Retention Type	Non-Insulation Support

Configuration Features

Number of Holes	1

Body Features

Product Weight	.177 g

Contact Features

Spade Terminal Type	Spade Tongue Terminal
Barrel Type	Closed
Terminal Orientation	Flanged
Terminal Plating Material	Tin

Mechanical Attachment

Wire Insulation Support	Without

Dimensions

Wire Size	202 – 810 CMA
Stud Diameter	3.51 mm[.138 in]
Tongue Thickness	.79 mm[.031 in]
Product Length	11.51 mm[.453 in]
Barrel Inside Diameter	.89 mm[.035 in]

Usage Conditions

Insulation Option	Uninsulated
Operating Temperature Range	170 °C[338 °F]

Operation/Application

Compatible With Wire Base Material	Copper
Compatible With Wire Plating Material	Tin

Industry Standards

Government Qualified Terminal	No

Packaging Features

Packaging Quantity	1
Packaging Method	Loose Piece

Other

Line	Budget

Product Compliance

For compliance documentation, visit the product page on TE.com>

EU RoHS Directive 2011/65/EU	Compliant
EU ELV Directive 2000/53/EC	Compliant
China RoHS 2 Directive MIIT Order No 32, 2016	No Restricted Materials Above Threshold
EU REACH Regulation (EC) No. 1907/2006	Current ECHA Candidate List: JAN 2024 (240) Candidate List Declared Against: JAN 2024 (240) Does not contain REACH SVHC
Halogen Content	Low Halogen - Br, Cl, F, I < 900 ppm per homogenous material. Also BFR/CFR/PVC Free
Solder Process Capability	Not applicable for solder process capability

Product Compliance Disclaimer

This information is provided based on reasonable inquiry of our suppliers and represents our current actual knowledge based on the information they provided. This information is subject to change. The part numbers that TE has identified as EU RoHS compliant have a maximum concentration of 0.1% by weight in homogenous materials for lead, hexavalent chromium, mercury, PBB, PBDE, DBP, BBP, DEHP, DIBP, and 0.01% for cadmium, or qualify for an exemption to these limits as defined in the Annexes of Directive 2011/65/EU (RoHS2). Finished electrical and electronic equipment products will be CE marked as required by Directive 2011/65/EU. Components may not be CE marked. Additionally, the part numbers that TE has identified as EU ELV compliant have a maximum concentration of 0.1% by weight in homogenous materials for lead, hexavalent chromium, and mercury, and 0.01% for cadmium, or qualify for an exemption to these limits as defined in the Annexes of Directive 2000/53/EC (ELV). Regarding the REACH Regulation, the information TE provides on SVHC in articles for this part number is based on the latest European Chemicals Agency (ECHA) 'Guidance on requirements for substances in articles' posted at this URL: https://echa.europa.eu/guidance-documents/guidance-on-reach

Compatible Parts



TE Part # 69363
DAHT STRATO SOLIS 26-20 ASSY

Also in the Series | SOLISTRAND Budget



Knife Disconnects(4)



Ring Terminals(108)



Spade Terminals(46)

Customers Also Bought



TE Part #53244-1
TERMINAL,PG SPR SPD 16-14 8



TE Part #34203
PG BUTT SPLC 22-16COMM22-18MIL



TE Part #32186
TERMINAL,BUDG R 16-14 6



TE Part #33695
TERMINAL,BUDG R 26-22 2

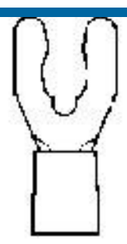

TE Part #53005-1
BUDG SP SPD 22-16COMM22-18MIL5



TE Part #1-1986711-2
SCREWLESS, SW,12P,5.0 PCB



TE Part #796683-6
TERMI-BLOK PCB MOUNT 90 6P.



TE Part #2351449-3
UMINSA SW RLEV0.74N 0.1A/30VDC NO PCB

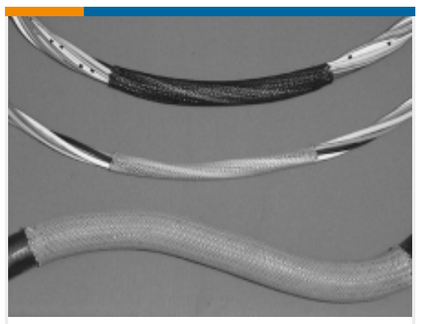

TE Part #E113174001
VERSAFLEX-FR-1/4-09-SP



TE Part #EN3750-330
TCSL-4-U

Documents

Product Drawings

TERMINAL,BUDG SPD FLG 26-22 6

English

CAD Files

3D PDF

3D

Customer View Model

ENG_CVM_CVM_51875-1_F.2d_dxf.zip

English

Customer View Model

ENG_CVM_CVM_51875-1_F.3d_igs.zip

English

Customer View Model

ENG_CVM_CVM_51875-1_F.3d_stp.zip

English

By downloading the CAD file I accept and agree to the Terms and Conditions of use.

Datasheets & Catalog Pages

RADIATION_RESISTANT_PRE-INSULATED_TERMINALS_SPLICES

English