T92S7D14-24 ✔ ACTIVE

Potter & Brumfield | Potter & Brumfield T92

TE Internal #: 1-1423008-8

General Purpose Power Relay, DC, Monostable, 2 Form A DPST-NO, 30 A Contact Rating, 24 VDC Coil Voltage, Potter & Brumfield T92

View on TE.com >

Relays & Contactors > Electromechanical Relays > PCB Power Relay: 40 Amp, Monostable







Relay & Contactor Type: **General Purpose Power Relay**

Coil Magnetic System: **Monostable**

Contact Arrangement: **2 Form A DPST-NO**

Current Type: **DC**

Contact Current Rating: **30 A**

All PCB Power Relay: 40 Amp, Monostable (61)

Features

Product Type Features

Relay & Contactor Type	General Purpose Power Relay

Configuration Features

Contact Number of Poles	2
Coil Special Features	UL Coil Insulation Class F
Contact Arrangement	2 Form A DPST-NO

Electrical Characteristics

Contact Limiting Making Current	40 A
Contact Limiting Continuous Current	40 A
Contact Limiting Breaking Current	40 A
Insulation Initial Dielectric Between Open Contacts	1500 Vrms
Insulation Initial Dielectric Between Adjacent Contacts	1500 Vrms
Coil Current	.121 A

Contact Switching Voltage (Max)	600 VAC
Contact Switching Load (Min)	500mA @ 12V
Coil Resistance	350 Ω
Insulation Initial Resistance	1000 MΩ
Contact Current Rating	30 A
Coil Voltage Rating	24 VDC
Contact Voltage Rating	277 VAC
Coil Power Rating DC	1.7 W
Insulation Initial Dielectric Between Contacts & Coil	4000 Vrms

Body Features

Product Weight	86 g[3.034 oz]
Enclosure Type	Flux Resistant Automatic Solder Capable & Washable

Contact Features

Contact Material	AgSnOInO

Termination Features

Main Termination & Connection Type	Solder Pins
Coil Termination & Connection Type	Solder Pins

Mechanical Attachment

Product Mount Type	Board Mount

Dimensions

Insulation Clearance Between Contact & Coil	8 mm[.315 in]
Insulation Creepage Between Contact & Coil	8 mm[.315 in]
Product Width	34.54 mm[1.36 in]
Product Length	52.32 mm[2.06 in]
Product Height	30.73 mm[1.21 in]

Usage Conditions

Operating Temperature Range	-55 – 85 °C[-67 – 185 °F]
Environmental Category of Protection	RTII
Environmental Ambient Temperature (Max)	85 °C[185 °F]

Operation/Application

Coil Magnetic System	Monostable

Current Type	DC

Packaging Features

Packaging Method	Box & Tray, Bundle

Other

Coil Power Rating Class	>1.5 – ≤3 W
Contact Current Class	>25 – ≤32 A
Height Class (Mechanical)	>27 – ≤33 mm[>1.063 – ≤1.299 in]
Length Class (Mechanical)	>45 – ≤70 mm[>1.772 – ≤2.756 in]
Width Class (Mechanical)	>33 mm[>1.299 in]

Product Compliance

For compliance documentation, visit the product page on TE.com>

EU RoHS Directive 2011/65/EU	Compliant
EU ELV Directive 2000/53/EC	Compliant
China RoHS 2 Directive MIIT Order No 32, 2016	No Restricted Materials Above Threshold
EU REACH Regulation (EC) No. 1907/2006	Current ECHA Candidate List: JUNE 2025 (250) Candidate List Declared Against: JUNE 2025 (250) Does not contain REACH SVHC
Halogen Content	Not Low Halogen - contains Br or Cl > 900 ppm.
Solder Process Capability	Wave solder capable to 260°C

Product Compliance Disclaimer

This information is provided based on reasonable inquiry of our suppliers and represents our current actual knowledge based on the information they provided. This information is subject to change. The part numbers that TE has identified as EU RoHS compliant have a maximum concentration of 0.1% by weight in homogenous materials for lead, hexavalent chromium, mercury, PBB, PBDE, DBP, BBP, DEHP, DIBP, and 0.01% for cadmium, or qualify for an exemption to these limits as defined in the Annexes of Directive 2011/65/EU (RoHS2). Finished electrical and electronic equipment products will be CE marked as required by Directive 2011/65/EU. Components may not be CE marked. Additionally, the part numbers that TE has identified as EU ELV compliant have a maximum concentration of 0.1% by weight in homogenous materials for lead, hexavalent chromium, and mercury, and 0.01% for cadmium, or qualify for an exemption to these limits as defined in the Annexes of Directive 2000/53/EC (ELV). Regarding the REACH Regulation, the information TE provides on SVHC in articles for this part number is based on the latest European Chemicals Agency (ECHA) 'Guidance on requirements for substances in articles' posted at this URL: https://echa.europa.eu/guidance-documents/guidance-on-reach

Compatible Parts

TE Part # 2-1423008-1
T92P7D14-12

Also in the Series | Potter & Brumfield T92



DC Relays(29)



General Purpose Power Relays(63)



PCB Relays(19)

Customers Also Bought



TE Part #170361-3
MINI UNIVERSAL M-N-L SOCKET



TE Part #8-338069-2
MICRO-MATCH SMD FTE

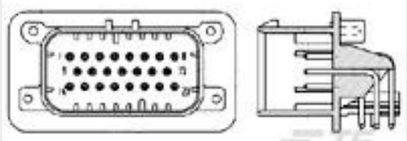

TE Part #776267-1
14POS,PIN DIA 1.3,HDR ASSY,90DEG, COD 1



TE Part #1116503-2
MJ,10MM,8P,SHLD,NOPNLTABS,SN



TE Part #2-1416010-6
RE034012



TE Part #4-1419128-4
OJE-SS-112HMF,F000



TE Part #2-1649329-2
RTE44012

TE Part #1-1721539-7
OJE-SS-112HM2.000T0



TE Part #1801210-2
32 WAY CMC HEADER ASSEMBLY

TE Part #1-1721260-1
OJ-SH-112LMH2

Documents

CAD Files

3D PDF

3D

Customer View Model

ENG_CVM_CVM_1-1423008-8_G.2d_dxf.zip

English

Customer View Model

ENG_CVM_CVM_1-1423008-8_G.3d_igs.zip

English

Customer View Model

ENG_CVM_CVM_1-1423008-8_G.3d_stp.zip

English

By downloading the CAD file I accept and agree to the Terms and Conditions of use.

Datasheets & Catalog Pages

T92 Two-Pole, 30 Amp, PC Board or Panel Mount Relay

English

Product Specifications

Definitions General Purpose Relays

English

Agency Approvals

CQC_CERT_16002142754_C1

English