172236-2 ✔ ACTIVE

Positive Lock | Positive Lock 312

TE Internal #: 172236-2

Receptacle Terminal Housing, 3 Position, 8.32 mm [.327 in] Centerline, Straight, Black, UL 94V-2, Nylon, Cable Mount (Free-Hanging), Positive Lock 312

View on TE.com >

Terminals & Splices > Terminal Housings, Insulation Sleeves & Blocks > Crimp Terminal Housings







Terminal Type: **Receptacle**

Connector & Housing Type: **Receptacle**

Number of Positions: **3**

Terminal Orientation: **Straight**

UL Flammability Rating: **UL 94V-2**

Features

Product Type Features

Connector & Contact Terminates To	Wire & Cable
Sealable	No
Connector System	Wire-to-Board, Wire-to-Wire
Connector & Housing Type	Receptacle

Configuration Features

Number of Positions	3

Body Features

Primary Product Color	Black

Contact Features

Terminal Type	Receptacle
Terminal Orientation	Straight
Contact Mating Retention	With

Mechanical Attachment

Mating Alignment Type	Polarization
Mating Alignment	With
Connector Mounting Type	Cable Mount (Free-Hanging)

Housing Features

Housing Material	Nylon
Centerline (Pitch)	8.32 mm[.327 in]

Usage Conditions

Operating Temperature Range	-40 – 105 °C[-40 – 221 °F]

Industry Standards

UL Flammability Rating	UL 94V-2

Packaging Features

Packaging Quantity	100

Product Compliance

For compliance documentation, visit the product page on TE.com>

EU RoHS Directive 2011/65/EU	Compliant
EU ELV Directive 2000/53/EC	Compliant
China RoHS 2 Directive MIIT Order No 32, 2016	No Restricted Materials Above Threshold
EU REACH Regulation (EC) No. 1907/2006	Current ECHA Candidate List: JUNE 2025 (250) Candidate List Declared Against: JUNE 2025 (250) Does not contain REACH SVHC
Halogen Content	Low Halogen - Br, Cl, F < 900 ppm per homogenous material. Also BFR/CFR/PVC Free
Solder Process Capability	Not applicable for solder process capability

Product Compliance Disclaimer

This information is provided based on reasonable inquiry of our suppliers and represents our current actual knowledge based on the information they provided. This information is subject to change. The part numbers that TE has identified as EU RoHS compliant have a maximum concentration of 0.1% by weight in homogenous materials for lead, hexavalent chromium, mercury, PBB, PBDE, DBP, BBP, DEHP, DIBP, and 0.01% for cadmium, or qualify for an exemption to these limits as defined in the Annexes of Directive 2011/65/EU (RoHS2). Finished electrical and electronic equipment products will be CE marked as required by Directive 2011/65/EU. Components may not be CE marked. Additionally, the part numbers that TE has identified as EU ELV compliant have a maximum concentration of 0.1% by weight in homogenous materials for lead, hexavalent chromium, and mercury, and 0.01% for cadmium, or qualify for an exemption to these limits as defined in the Annexes of Directive 2000/53/EC (ELV). Regarding the REACH Regulation, the information TE provides on SVHC in articles for this part number is based on the latest European Chemicals Agency (ECHA) 'Guidance on requirements for substances in articles' posted at this URL: https://echa.europa.eu/guidance-documents/guidance-on-reach

Compatible Parts



TE Part # 927422-1
POSITIVE LOCK 3P HOUSING PA6.6 BLACK



TE Part # 170381-1
PL .312 REC AV 0.5-2 MM2 PRE-TPBR



TE Part # 172863-8
250 P.LOCK MK-II 1P HSG RED



TE Part # 927389-1
PL 3P HOUSING PA66 BLACK

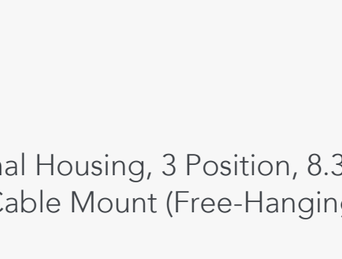

TE Part # 724719-1
EXT.TOOL FOR SHIELD BEAM

Also in the Series | Positive Lock 312



Crimp Terminal Housings(3)



Insertion & Extraction Tools(1)



Quick Disconnects(5)

Customers Also Bought



TE Part #590760-000
ES-CAP-HW-NO.3-0-45MM-ST

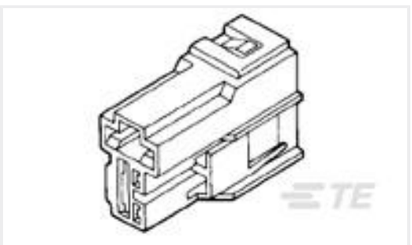

TE Part #172864-2
250 HSG. REC. 6mm 2P BLACK

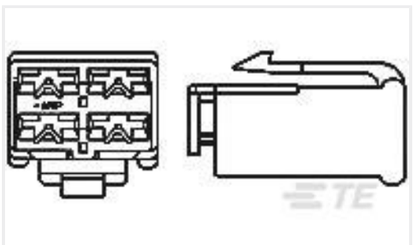

TE Part #178004-2
FF 250 PLUG HSG 4P NYLON BLACK

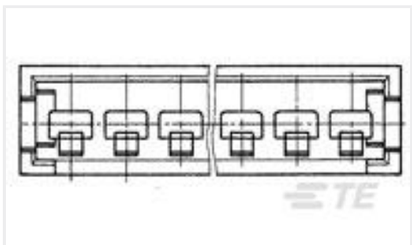

TE Part #280629
AMPMODU II COSI PIN HSG, SGL ROW, 4 POS.



TE Part #1612121-1
SQUIB 2POS PLUG HSG



TE Part #CAT-T319-CH8172
TH/.025 CONNECTOR SYSTEM, HOUSING

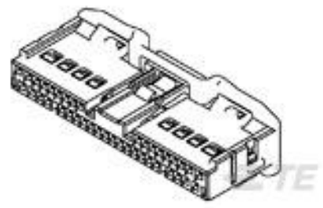

TE Part #1827842-1
0.50 SERIES CONN 40POS PLUG ASSY TYPE-A



TE Part #1981561-2
0.50 SERIES CAVITY PLUG



TE Part #2303837-1
COVER ASSEMBLY 72POS

Documents

CAD Files

3D PDF

3D

Customer View Model
ENG_CVM_CVM_172236-2_F.2d_dxf.zip

English

Customer View Model
ENG_CVM_CVM_172236-2_F.3d_igs.zip

English

Customer View Model
ENG_CVM_CVM_172236-2_F.3d_stp.zip

English

By downloading the CAD file I accept and agree to the Terms and Conditions of use.

Product Specifications

Product Specification

English

3-Position, Sealed Beam Connector

Japanese

Product Specification

English

JAPANESEE

English