# 521205-7 ✔ ACTIVE

RAST | RAST 5 IDC Connectors

TE Internal #: 521205-7

3 Position, Receptacle, Housing, Crimp, Wire-to-Board, UL 94V-0, 5 mm [.197 in] Centerline, 1 Row, Wire & Cable, Power & Signal, RAST 5 IDC Connectors

View on TE.com >

Connectors > Rectangular Connectors > Standard Rectangular Connectors







Connector Product Type: **Housing**

Connector & Housing Type: **Receptacle**

Mating Retention Type: **Latch**

Connector System: **Wire-to-Board**

UL Flammability Rating: **UL 94V-0**

## Features

### Product Type Features

| | |
|---|---|
| Connector Product Type | Housing |
| Connector & Housing Type | Receptacle |
| Connector System | Wire-to-Board |
| Sealable | No |
| Connector & Contact Terminates To | Wire & Cable |

### Configuration Features

| | |
|---|---|
| Keying & Polarized Position Locations | 3B |
| Number of Positions | 3 |
| Number of Rows | 1 |

### Body Features

| | |
|---|---|
| Primary Product Color | Natural |

### Contact Features

| | |
|---|---|
| Contact Base Material | Brass |
| Contact Type | Socket |

## Termination Features

| | |
|---|---|
| Termination Method to Wire & Cable | Crimp |

## Mechanical Attachment

| | |
|---|---|
| Strain Relief | Without |
| Panel Mount Feature | Without |
| Mating Retention Type | Latch |
| Mating Retention | With |
| Connector Mounting Type | Cable Mount (Free-Hanging) |

## Housing Features

| | |
|---|---|
| Housing Entry Configuration | Both Ends Closed |
| Centerline (Pitch) | 5 mm[.197 in] |
| Housing Material | PA 6/66 Nylon |

## Dimensions

| | |
|---|---|
| Connector Height | 15.12 mm[.595 in] |
| Connector Length | 9.2 mm[.362 in] |
| Row-to-Row Spacing | 5 mm[.197 in] |
| Wire Size | 22 – 14 AWG |

## Usage Conditions

| | |
|---|---|
| Operating Temperature Range | -40 – 110 °C[-40 – 230 °F] |

## Operation/Application

| | |
|---|---|
| Circuit Application | Power & Signal |

## Industry Standards

| | |
|---|---|
| UL Flammability Rating | UL 94V-0 |
| Glow Wire Rating | Standard Part - Not Glow Wire |

## Packaging Features

| | |
|---|---|
| Packaging Quantity | 1 |
| Packaging Method | Package |

# Product Compliance

For compliance documentation, visit the product page on TE.com>

| | |
|---|---|
| EU RoHS Directive 2011/65/EU | Compliant |

| | |
|---|---|
| EU ELV Directive 2000/53/EC | Compliant |
| China RoHS 2 Directive MIIT Order No 32, 2016 | 有害物质含量符合标准要求 No Restricted Substance(s) Above Threshold |
| EU REACH Regulation (EC) No. 1907/2006 | Current ECHA Candidate List: JUNE 2025 (250)<br>Candidate List Declared Against: JUNE 2025 (250)<br>Does not contain REACH SVHC |
| Halogen Content | Low Halogen - Br, Cl, F < 900 ppm per homogenous material. Also BFR/CFR/PVC Free |
| Solder Process Capability | Not applicable for solder process capability |

Product Compliance Disclaimer

This information is provided based on reasonable inquiry of our suppliers and represents our current actual knowledge based on the information they provided. This information is subject to change. The part numbers that TE has identified as EU RoHS compliant have a maximum concentration of 0.1% by weight in homogenous materials for lead, hexavalent chromium, mercury, PBB, PBDE, DBP, BBP, DEHP, DIBP, and 0.01% for cadmium, or qualify for an exemption to these limits as defined in the Annexes of Directive 2011/65/EU (RoHS2). Finished electrical and electronic equipment products will be CE marked as required by Directive 2011/65/EU. Components may not be CE marked. Additionally, the part numbers that TE has identified as EU ELV compliant have a maximum concentration of 0.1% by weight in homogenous materials for lead, hexavalent chromium, and mercury, and 0.01% for cadmium, or qualify for an exemption to these limits as defined in the Annexes of Directive 2000/53/EC (ELV). Regarding the REACH Regulation, the information TE provides on SVHC in articles for this part number is based on the latest European Chemicals Agency (ECHA) 'Guidance on requirements for substances in articles' posted at this URL: https://echa.europa.eu/guidance-documents/guidance-on-reach

## Compatible Parts



TE Part # 521205-9
RAST 5 HSG,3P



TE Part # 521836-3
HSG,RAST 5 PL,10P,BLOCK 2,4,6,



TE Part # 521208-5
HSG,250 POSI-LOC,MKII,6P,NAT



TE Part # 521210-1
POSI-LOK HSG.250-8 POS RAST5



TE Part # 5-1969536-5
GWHSG,RECP,POSILOK MKIII , 250SER,3P 2CIR



TE Part # 5-1969536-2
GWHSG,RECP,POSILOK MKIII , 250SER,3P 2CIR



TE Part # 521205-6
RAST 5, P-L HSG.-3 POS (03-K)



TE Part # 521206-6
POSI-LOK HSG.250-4 POS RAST5



TE Part # 521205-3
HSG,POSI-LOCK MKIII RAST,3P



TE Part # 1969117-1
HSG,3P,RAST 5 CRIMP R/A,SPECIAL



TE Part # 521205-1
POSI-LOK HSG.250-3 POS RAST5



TE Part # 521208-4
HSG,250 POSI-LOCK,MKIII,6 POS,



TE Part # 521205-2
HSG,3P,POS LOCK,MKIII,250 SERI



TE Part # 521208-3
HSG,6P,POS LOCK,MKIII,250 SERI



TE Part # 521208-1
POSI-LOK HSG.250-6 POS RAST5



TE Part # 521207-4
HSG,RAST 5,POSI LOCK MKIII,5P



TE Part # 521210-3
HSG,POS-LOC,MKIII,250SERIES,6P



TE Part # 521210-2
HSG,8P,POS LOCK,MKIII,250 SERI



TE Part # 1-521205-1
RAST 5, P-L MK3 HSG.-3 POS

## Also in the Series | RAST 5 IDC Connectors



Card Edge Connector Housings(19)



Crimp Terminal Housings(39)



Insertion & Extraction Tools(1)



PCB Headers & Receptacles(418)



Rectangular Power Connectors(658)



Standard Edge Connectors(31)



Wire-to-Board Headers & Receptacles (418)

## Customers Also Bought



TE Part #444026-2
RT ANTI ROTATIONAL 1-5 MM2 ELECTRO TPBR



TE Part #521204-6
RAST 5,HSG,2P,POSILOCK MKIII



TE Part #626030-1
RING TONGUE 0.5 /1.5 MM2 BR



TE Part #881607-1
110 FASTON REC 20-17 AWG BR



TE Part #927833-2
SPT REC 6.3 Contact SRC Sn



TE Part #1-2133394-2
187 FASTON HSG.,REC.,1 POS,BLACK



TE Part #2238136-2
RECEPTACLE, POSITIVE-LOCK, RAST 6.35



TE Part #341300-5
POSITIVE LOCK 250 RECEPTACLE

TE Part #1-1969789-3
POSI-LOK MKIII, 7MM SILO POW CORD,2P,RED



TE Part #2819193-1
187 FASTON HSG.,REC.,3 POS, NATRUAL

## Documents

### CAD Files

3D PDF

3D

Customer View Model
ENG_CVM_CVM_521205-7_R.2d_dxf.zip

English

Customer View Model
ENG_CVM_CVM_521205-7_R.3d_igs.zip

English

Customer View Model
ENG_CVM_CVM_521205-7_R.3d_stp.zip

English

By downloading the CAD file I accept and agree to the Terms and Conditions of use.

### Datasheets & Catalog Pages

RAST Connector System Catalog

English

### Agency Approvals

## UL Report

English