201848-5 ✔ ACTIVE

AMP | AMP M Series

TE Internal #: 201848-5

Cable Clamp, Stainless Steel, 75 Position, AMP M Series

View on TE.com >

Connectors > Connector Accessories > Connector Strain Relief


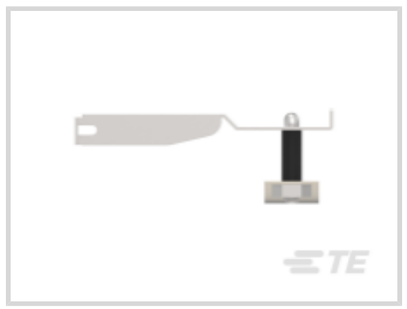




Strain Relief Accessory Type: **Cable Clamp**

Primary Product Material: **Stainless Steel**

Number of Positions: **75**

Thread Size: **8-32**

Packaging Method: **Bag**

Features

Product Type Features

Strain Relief Accessory Type	Cable Clamp

Configuration Features

Number of Positions	75

Body Features

Cable Exit Angle	180°, 90°
Primary Product Material	Stainless Steel

Mechanical Attachment

Thread Size	8-32

Dimensions

Product Length	95.44 mm
Product Height	65.86 mm

Usage Conditions

Operating Temperature Range	-55 – 150 °C[-67 – 302 °F]

Packaging Features

Packaging Method	Bag
Packaging Quantity	1

Product Compliance

For compliance documentation, visit the product page on TE.com>

EU RoHS Directive 2011/65/EU	Compliant
EU ELV Directive 2000/53/EC	Compliant
China RoHS 2 Directive MIIT Order No 32, 2016	No Restricted Materials Above Threshold
EU REACH Regulation (EC) No. 1907/2006	Current ECHA Candidate List: JUNE 2025 (250) Candidate List Declared Against: JAN 2021 (211) Does not contain REACH SVHC
Halogen Content	Low Halogen - Br, Cl, F < 900 ppm per homogenous material. Also BFR/CFR/PVC Free
Solder Process Capability	Not applicable for solder process capability

Product Compliance Disclaimer

This information is provided based on reasonable inquiry of our suppliers and represents our current actual knowledge based on the information they provided. This information is subject to change. The part numbers that TE has identified as EU RoHS compliant have a maximum concentration of 0.1% by weight in homogenous materials for lead, hexavalent chromium, mercury, PBB, PBDE, DBP, BBP, DEHP, DIBP, and 0.01% for cadmium, or qualify for an exemption to these limits as defined in the Annexes of Directive 2011/65/EU (RoHS2). Finished electrical and electronic equipment products will be CE marked as required by Directive 2011/65/EU. Components may not be CE marked. Additionally, the part numbers that TE has identified as EU ELV compliant have a maximum concentration of 0.1% by weight in homogenous materials for lead, hexavalent chromium, and mercury, and 0.01% for cadmium, or qualify for an exemption to these limits as defined in the Annexes of Directive 2000/53/EC (ELV). Regarding the REACH Regulation, the information TE provides on SVHC in articles for this part number is based on the latest European Chemicals Agency (ECHA) 'Guidance on requirements for substances in articles' posted at this URL: https://echa.europa.eu/guidance-documents/guidance-on-reach

Compatible Parts



TE Part # 200730-4
STRAIN RELIEF CLAMP 75 PL.

Also in the Series | AMP M Series



Board-to-Board Jumpers & Shunts(4)



Connector Caps & Covers(14)



Connector Contacts(51)



Connector Strain Relief(13)



PCB Headers & Receptacles(9)



Rack & Panel Connectors(1)



Rectangular Power Connectors(82)



Wire-to-Board Headers & Receptacles (1)

Customers Also Bought



TE Part #58495-1
PRO CRIMPER ASSY MULTIMATE



TE Part #66101-4
III+ SKT,18-16,30AU/FL,LP

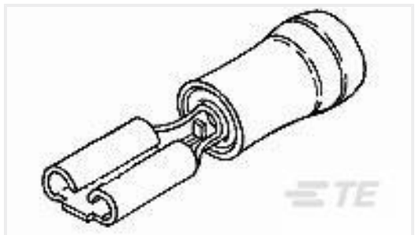

TE Part #165566-1
110 PIDG FASTON REC



TE Part #1-200833-1
SERIES"M" GUIDE PIN ST. STL.



TE Part #200870-1
SERIES"M" JACKSCREW FEMALE ASS



TE Part #1-201046-2
SERIES "M" MIN RECT GUIDE PIN



TE Part #201501-1
SPIROL PIN



TE Part #207234-1
UNASSM JS KIT,M SERIES



TE Part #207235-1
UNASSM JS KIT,M SERIES



TE Part #1-1625971-5
HSA25 1K2 5%

Documents

Product Drawings

STRAIN RELIEF CLAMP UNASSEM.

English

CAD Files

Customer View Model

ENG_CVM_CVM_201848-5_L.3d_stp.zip

English

Customer View Model

ENG_CVM_CVM_201848-5_L.2d_dxf.zip

English

Customer View Model

ENG_CVM_CVM_201848-5_L.3d_igs.zip

English

3D PDF

3D

By downloading the CAD file I accept and agree to the Terms and Conditions of use.

Instruction Sheets

Instruction Sheet (U.S.)

English

STRAIN RELIEF CLAMP CATALOG NO. 201848-[] FOR AMP SERIES "M" CONN

English