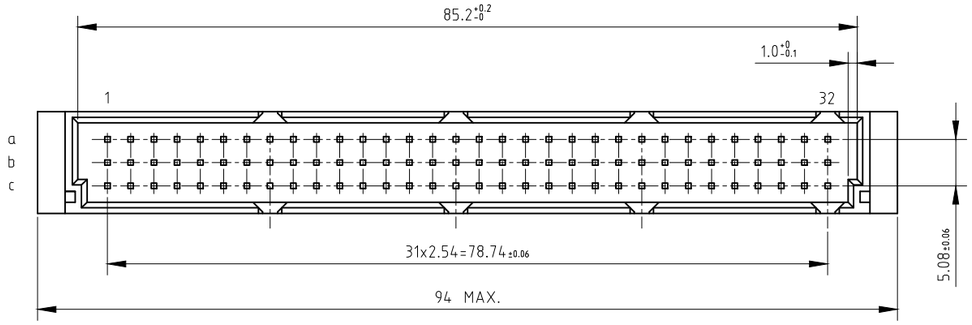

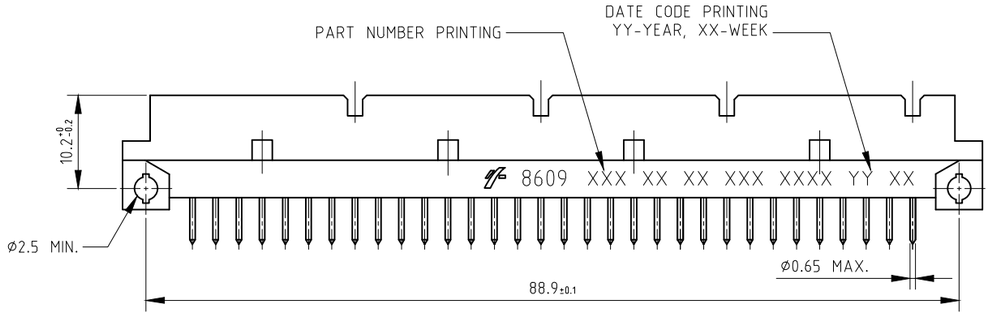

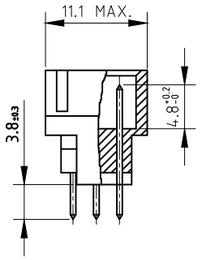

PCB DRILLING DETAILS

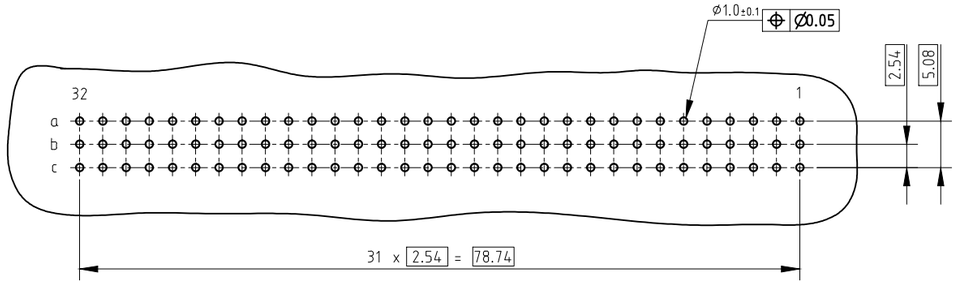

TECHNICAL SPECIFICATION

HOUSING MATERIAL	:	THERMOPLASTIC POLYESTER UL94V0; GREY
HOUSING CAN WITHSTAND EXPOSURE TO LEAD FREE WAVE SOLDERING TEMPERATURE OF 260-265°C FOR STRAIGHT CONNECTORS AS IT IS USED IN CLASSICAL LEAD WAVE SOLDERING AT 235-250°C.		
CONTACT MATERIAL	:	COPPER ALLOY
CONTACT PLATING		
ACTIVE ZONE	:	Au OVER Ni (OR) Au+Pd-Ni OVER Ni
TERMINATION ZONE	:	Sn (PURE MATT) OVER Ni

ELECTRICAL DATA

CURRENT RATING AT 20°C	:	1.5 A
CURRENT (I MAX)	:	2 A
TEMPERATURE RANGE	:	-55°C TO +125°C
CONTACT RESISTANCE	:	≤ 20 mΩ
INSULATION RESISTANCE	:	$\geq 10^6$ MΩ
TEST VOLTAGE (rms)	:	1000 V

MECHANICAL DATA

INSERTION FORCE PER CONTACT	:	≤ 0.94 N
EXTRACTION FORCE PER CONTACT	:	≥ 0.15 N

REFERENCE SPECIFICATION : DIN 41612 / IEC 603-2

SERIES	8609	3	96	7	1	14	7	4	5	ELF

ROWS FITTED WITH CONTACTS
ROW a b c — 3 — 96
ROW a - c — 4 — 64

NO. OF CONTACTS

TYPE OF INSULATOR
3 ROW MALE INSULATOR — 7

METHOD OF MOUNTING
STANDARD MOUNTING - STYLE C — 1

TERMINATION
STRAIGHTANGLED — 14

OPTIONS
NO OPTION — 7

PERFORMANCE CLASS
DIN 41612 CLASS 3 — 4
DIN 41612 CLASS 2 — 5
DIN 41612 CLASS 1 — 6

PITCH PER ROW
2.54 mm — 5

LEAD FREE VERSION — ELF

NOTES:

1. THE "LF" PRODUCTS MEET EUROPEAN UNION DIRECTIVES AND OTHER COUNTRY REGULATIONS AS DESCRIBED IN GS-22-008.
2. THE HOUSING WILL WITHSTAND EXPOSURE TO 260°C PEAK TEMPERATURE FOR 3.5 SECONDS IN A WAVE SOLDER APPLICATION WITH A 1.6 MM MINIMUM THICK CIRCUIT BOARD.
3. LEAD FREE OR RoHS DIRECTIVE LABELING TO BE PROVIDED AS PER GS-14-920 FOR LEAD FREE VERSION.

ltr	ecn no	dr	date
A		MJA	2013-06-19

dr	KESAVAN R	2009-02-16
engr	M JACOB	2013-06-19
chr	M JACOB	2013-06-19
appd	BIJU K PAUL	2013-06-19

sheet index	revision	sheet
	A	1

mat'l. code: SEE TECH. SPEC.
surface: ISO 1302
tolerance: ISO 406 ISO 1101
tolerances unless otherwise specified
angles: 0°±1°
linear: .0±.1
projection
mm
scale 3:2

product family: 8609
title: DIN STANDARD HEADER STRAIGHT SPILL
dwg no: C-8609-2173
sheet 1 of 1
size: A3
type: Product Customer Drawing

Copyright FCI
FCIconnect.com

form: A3

PDS: Rev :A STATUS:Released Printed: Jun 20, 2013