5536461-5 ✔ ACTIVE

EUROCARD | Eurocard Type B

TE Internal #: 5536461-5

Receptacle, Board-to-Board, 32 Position, 2.54 mm [.1 in] Centerline, Printed Circuit Board, 2 Row, Vertical, Eurocard Type B, Eurocard Connectors

View on TE.com >

Connectors > PCB Connectors > Backplane Connectors > Eurocard Connectors



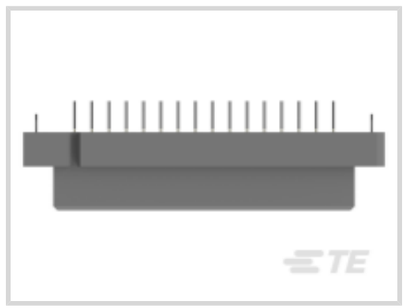



Connector & Housing Type: **Receptacle**

Connector System: **Board-to-Board**

Termination Post & Tail Length: **4.57 mm [.18 in]**

Number of Positions: **32**

Centerline (Pitch): **2.54 mm [.1 in]**

Features

Product Type Features

Connector & Housing Type	Receptacle
Connector System	Board-to-Board
Connector & Contact Terminates To	Printed Circuit Board
DIN Size	Half
DIN Level	II

Configuration Features

Number of Positions	32
Number of Rows	2
PCB Mount Orientation	Vertical
Number of Columns	16
Number of Signal Positions	32
Rows Loaded	A, B

Electrical Characteristics

Operating Voltage	250 VAC

Body Features

Primary Product Color	Gray

Contact Features

Contact Underplating Material	Nickel
Contact Underplating Material Thickness	1.27 µm[50 µin]
Contact Mating Area Plating Material Thickness	.76 µm[30 µin]
PCB Contact Termination Area Plating Material Thickness	2.54 – 5.08 µm[100 – 200 µin]
Contact Layout	Inline
Contact Mating Area Plating Material	Gold (Au)
Contact Base Material	Copper Alloy
PCB Contact Termination Area Plating Material	Tin
Contact Type	Socket

Termination Features

Termination Method to PCB	Through Hole - Solder
Termination Post & Tail Length	4.57 mm[.18 in]

Mechanical Attachment

Connector Mounting Type	Board Mount
Panel Mount Feature	Without
PCB Mount Retention	With
Mating Retention	Without
Mating Alignment Type	Polarization
PCB Mount Retention Type	Boardlock
Mating Alignment	With
PCB Mount Alignment	With

Housing Features

Housing Material	Polymer - GF
Centerline (Pitch)	2.54 mm[.1 in]

Dimensions

Connector Width	8.05 mm[.317 in]
PCB Thickness (Recommended)	1.57 – 3.18 mm[.062 – .125 in]
Connector Height	11.5 mm[.453 in]
Connector Length	53.34 mm[2.1 in]

Row-to-Row Spacing	2.54 mm[.1 in]

Usage Conditions

Operating Temperature Range	-55 – 105 °C[-67 – 221 °F]

Operation/Application

Circuit Application	Signal

Industry Standards

UL Flammability Rating	UL 94V-0
Compatible With Approved Standards Products	CSA LR7189, UL E28476

Packaging Features

Packaging Method	Box & Tray, Package

Product Compliance

For compliance documentation, visit the product page on TE.com>

EU RoHS Directive 2011/65/EU	Compliant
EU ELV Directive 2000/53/EC	Compliant
China RoHS 2 Directive MIIT Order No 32, 2016	No Restricted Materials Above Threshold
EU REACH Regulation (EC) No. 1907/2006	Current ECHA Candidate List: JUNE 2025 (250) Candidate List Declared Against: JUNE 2025 (250) Does not contain REACH SVHC
Halogen Content	Not Low Halogen - contains Br or Cl > 900 ppm.
Solder Process Capability	Wave solder capable to 265°C

Product Compliance Disclaimer

This information is provided based on reasonable inquiry of our suppliers and represents our current actual knowledge based on the information they provided. This information is subject to change. The part numbers that TE has identified as EU RoHS compliant have a maximum concentration of 0.1% by weight in homogenous materials for lead, hexavalent chromium, mercury, PBB, PBDE, DBP, BBP, DEHP, DIBP, and 0.01% for cadmium, or qualify for an exemption to these limits as defined in the Annexes of Directive 2011/65/EU (RoHS2). Finished electrical and electronic equipment products will be CE marked as required by Directive 2011/65/EU. Components may not be CE marked. Additionally, the part numbers that TE has identified as EU ELV compliant have a maximum concentration of 0.1% by weight in homogenous materials for lead, hexavalent chromium, and mercury, and 0.01% for cadmium, or qualify for an exemption to these limits as defined in the Annexes of Directive 2000/53/EC (ELV). Regarding the REACH Regulation, the information TE provides on SVHC in articles for this part number is based on the latest European Chemicals Agency (ECHA) ‘Guidance on requirements for substances in articles’ posted at this URL: https://echa.europa.eu/guidance-documents/guidance-on-reach

Compatible Parts



TE Part # 536053-5
032 EURO TYPE B PIN ASSY



TE Part # 5536386-5
ASSY,PIN,EUROCARD,TYPE B/2,LEA



TE Part # 536386-5
032 EURO TYPE B PIN BDLK ASSY



TE Part # 5536053-5
ASSY,PIN,EUROCARD,TYPE B/2,LEA

Also in the Series | Eurocard Type B



Eurocard Connectors(34)



Standard Edge Connectors(2)

Customers Also Bought



TE Part #NB20164001
VERSAFIT-1/8-0-SP



TE Part #34148
PG R 22-16 COMM 22-18 MIL 8



TE Part #280232
250 FASTON POST INS.,REC.,1 POS, NATRUAL



TE Part #499712-1
KEYING PLUG,NOVO RCPT



TE Part #1410337-1
MULTIGIG RT GUIDEPIN, 9MM 2.60



TE Part #1469028-1
HM-ZD 2PR RECP 40P



TE Part #1571983-3
GDH02STR04=DIP SWITCH



TE Part #1622796-2
YR1 0.1% 100R



TE Part #2151034-2
OCEAN_2.0_APPLICATOR-S-176O-SSA



TE Part #5499910-4
A/L UNIV HDR 20P VERT SHT LAT

Documents

Product Drawings

ASSY,RECEPT,EURO,TYPE B,LEAD-FREE,32,.18

English

CAD Files

Customer View Model

ENG_CVM_CVM_5536461-5_O.2d_dxf.zip

English

3D PDF

3D

Customer View Model

ENG_CVM_CVM_5536461-5_O.3d_igs.zip

English

Customer View Model

ENG_CVM_CVM_5536461-5_O.3d_stp.zip

English

By downloading the CAD file I accept and agree to the Terms and Conditions of use.

Product Specifications

Application Specification

English

Agency Approvals

UL

English