DIMENSIONS

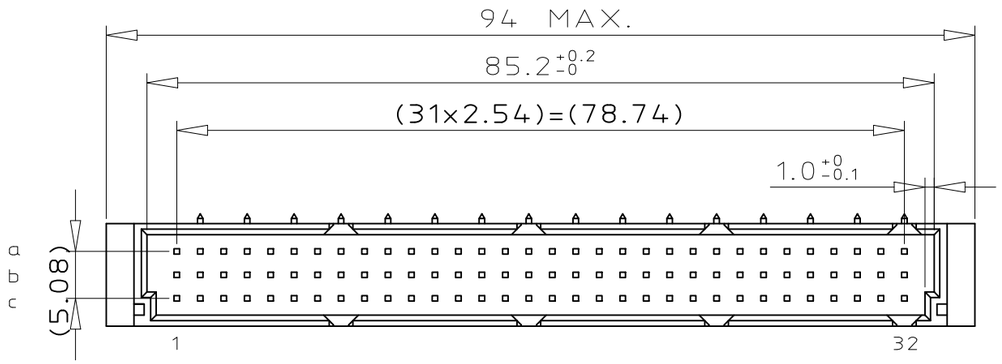

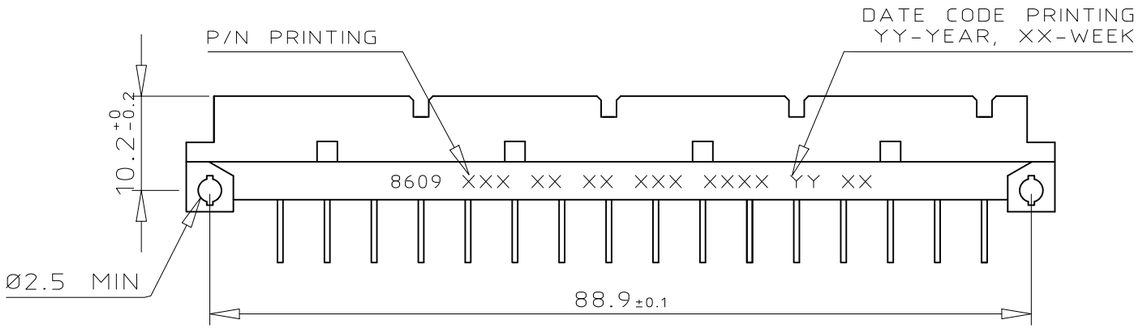

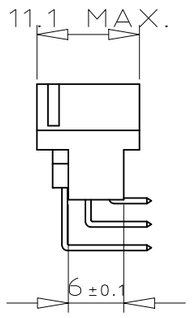

TERMINATION

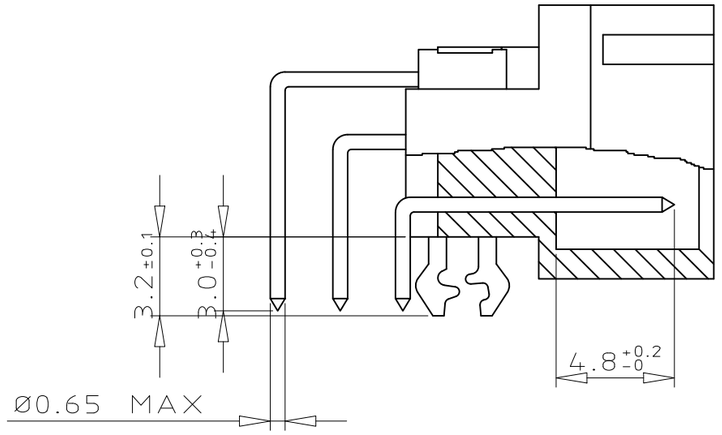

ORDERING INFORMATION

SERIES	8609	3	48	7	1	13	7	4	8	ELF
ROWS FITTED WITH CONTACTS										
ROW a b c ·3			48							
ROW a – c ·4			32							
NO. OF CONTACTS										
TYPE OF INSULATOR										
3 ROW MALE INSULATOR ·7										
METHOD OF MOUNTING										
STANDARD MOUNTING – STYLE C ·1										
TERMINATION										
ANGLED SPILL ·13										
OPTIONS										
NO OPTION ·7										
WITH HARPOONS ·H										
PERFORMANCE CLASS										
DIN 41612 CLASS 3 ·4										
DIN 41612 CLASS 2 ·5										
DIN 41612 CLASS 1 ·6										
AS PER MIL C 55302 / JSS 50808 ·8										
PITCH PER ROW										
5.08 mm EVEN LOADING ·8										
LEAD FREE VERSION ·ELF										

PCB LAYOUT

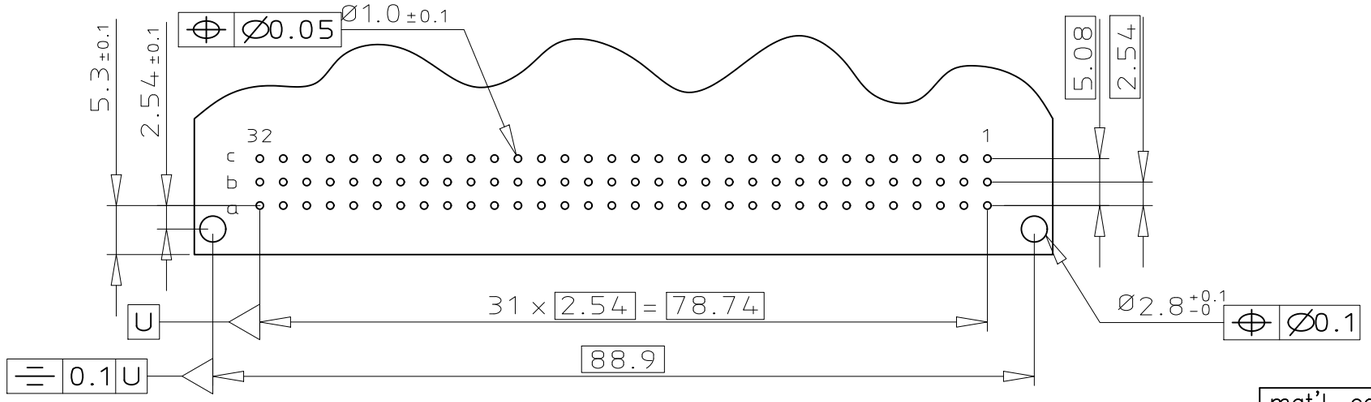

GENERAL CHARACTERISTICS & RoHS INFO

REFER DRAWING C-8609-0000A

ltr	ecn no	dr	date
A	104-0084	MINI	2004-09-18
B	105-0089	MINI	2005-05-19
C	106-0061	MINI	2006-05-31
D	107-0111	KR	2007-09-05
E	108-0146	KR	2008-10-22
F	ELX-I-41230	MJA	2021-06-16

dr	MINI K V	2004-09-18
engr	RAKHEE G	2004-09-18
chr	M JACOB	2021-06-16
appd	SANOJ	2021-06-16

mat'l. code: SEE DWG C-8609-0000A

surface: ISO 1302

tolerance: ISO 406 ISO 1101

tolerances unless otherwise specified

angles 0°±2° | linear 0.X ±0.1 | 0.XX ±0.1 | 0.XXX ±0.1

projection

mm

scale 3:2

product family: 8609

title: DIN STANDARD HEADER DIN 41612 STYLE C

dwg no C-8609-2002

sheet 1 of 1

size A3

type Product Customer Drawing

sheet index | revision F | sheet 1

Copyright AFCI

form: A3

PDS: Rev :F STATUS:Released Printed: Jun 17, 2021