2-1558737-8 ✔ ACTIVE

SCHRACK | SCHRACK SR6

TE Internal #: 2-1558737-8

Force-Guided Relay, Monostable, 4A (NO) + 2B (NC), 8 A Contact Rating, 24 VDC Coil Voltage, 277 VAC Contact Voltage, .7 W Coil Power, SCHRACK SR6

View on TE.com >

Relays & Contactors > Electromechanical Relays > Force Guided Relay with 6 contacts







Relay & Contactor Type: **Force-Guided Relay**

Coil Magnetic System: **Monostable**

Contact Arrangement: **4A (NO) + 2B (NC)**

Contact Current Rating: **8 A**

Coil Voltage Rating: **24 VDC**

All Force Guided Relay with 6 contacts (75)

Features

Product Type Features

Relay & Contactor Type	Force-Guided Relay

Configuration Features

Contact Number of Poles	6
Contact Arrangement	4A (NO) + 2B (NC)

Electrical Characteristics

Insulation Initial Dielectric Between Open Contacts	1500 Vrms
Insulation Initial Dielectric Between Adjacent Contacts	3000 Vrms
Contact Switching Voltage (Max)	400 VAC
Contact Switching Load (Min)	1mA @ 5V
Coil Resistance	822 Ω
Contact Current Rating	8 A
Coil Voltage Rating	24 VDC

Contact Voltage Rating	277 VAC
Coil Power Rating DC	.7 W
Insulation Initial Dielectric Between Contacts & Coil	4000 Vrms

Body Features

Product Weight	29.5 g[1.041 oz]
Enclosure Type	Flux Resistant Automatic Solder Capable & Washable

Contact Features

Contact Plating Material	Gold
Contact Material	AgSnO2

Termination Features

Main Termination & Connection Type	Solder Pins
Coil Termination & Connection Type	Solder Pins

Mechanical Attachment

Product Mount Type	Board Mount

Dimensions

Insulation Clearance Between Contact & Coil	5.6 mm[.22 in]
Insulation Creepage Between Contact & Coil	5.6 mm[.22 in]
Product Width	16.5 mm[.65 in]
Product Length	55 mm[2.165 in]
Product Height	15.7 mm[.618 in]

Usage Conditions

Operating Temperature Range	-40 – 85 °C[-40 – 185 °F]
Environmental Category of Protection	RTIII
Environmental Ambient Temperature (Max)	85 °C[185 °F]

Operation/Application

Solder Process	Wave Solder Capable
Coil Magnetic System	Monostable

Product Availability

Product Availability	Worldwide

Packaging Features

Packaging Method	Box & Tube

Other

Coil Power Rating Class	>.6 – ≤1 W
Contact Current Class	>5 – ≤10 A
Height Class (Mechanical)	>14 – ≤16 mm[>.551 – ≤.63 in]
Length Class (Mechanical)	>45 – ≤70 mm[>1.772 – ≤2.756 in]
Width Class (Mechanical)	>16 – ≤22 mm[>.63 – ≤.866 in]

Product Compliance

For compliance documentation, visit the product page on TE.com>

EU RoHS Directive 2011/65/EU	Compliant
EU ELV Directive 2000/53/EC	Compliant
China RoHS 2 Directive MIIT Order No 32, 2016	有害物质含量符合标准要求 No Restricted Substance(s) Above Threshold
EU REACH Regulation (EC) No. 1907/2006	Current ECHA Candidate List: JUNE 2025 (250) Candidate List Declared Against: JUNE 2025 (250) Does not contain REACH SVHC
Halogen Content	Not Low Halogen - contains Br or Cl > 900 ppm.
Solder Process Capability	Wave solder capable to 260°C

Product Compliance Disclaimer

This information is provided based on reasonable inquiry of our suppliers and represents our current actual knowledge based on the information they provided. This information is subject to change. The part numbers that TE has identified as EU RoHS compliant have a maximum concentration of 0.1% by weight in homogenous materials for lead, hexavalent chromium, mercury, PBB, PBDE, DBP, BBP, DEHP, DIBP, and 0.01% for cadmium, or qualify for an exemption to these limits as defined in the Annexes of Directive 2011/65/EU (RoHS2). Finished electrical and electronic equipment products will be CE marked as required by Directive 2011/65/EU. Components may not be CE marked.Additionally, the part numbers that TE has identified as EU ELV compliant have a maximum concentration of 0.1% by weight in homogenous materials for lead, hexavalent chromium, and mercury, and 0.01% for cadmium, or qualify for an exemption to these limits as defined in the Annexes of Directive 2000/53/EC (ELV). Regarding the REACH Regulations, TE's information on SVHC in articles for this part number is still based on the European Chemical Agency (ECHA) 'Guidance on requirements for substances in articles'(Version: 2, April 2011), applying the 0.1% weight on weight concentration threshold at the finished product level. TE is aware of the European Court of Justice ruling of September 10th, 2015 also known as O5A (Once An Article Always An Article) stating that, in case of 'complex object', the threshold for a SVHC must be applied to both the product as a whole and simultaneously to each of the articles forming part of its composition. TE has evaluated this ruling based on the new ECHA "Guidance on requirements for substances in articles" (June 2017, version 4.0) and will be updating its statements accordingly.

Compatible Parts



TE Part # 8-1415537-0
SR6B6K24

Also in the Series | SCHRACK SR6



DC Relays(11)



PCB Relays(83)

Customers Also Bought



TE Part #NB-PTCO-164
Pt1000, 2.0x2.3, Class A, PTFC102A1A0



TE Part #HPP845E031R5
I.C 21D RH/T B5000



TE Part #L9000203-01
Antenna WIFI6 2.4/5/6 GHz FPC UFL 100



TE Part #1-480721-0
03P CMNL PLUG HSG W/LOK NATL



TE Part #2-1393236-4
V23092-A1024-A301



TE Part #1-1625999-8
HSC100 220R 5%



TE Part #1676221-2
RN 0805 1K0 0.1% 10PPM 1KRL



TE Part #7-1676966-9
SMW2 180R 5%



TE Part #1-2176238-3
CPF A 0805 39R 0.1% 25PPM 5K RL



TE Part #2-2176379-9
RQ 0805 210R 0.1% 10PPM 5K RL

Documents

CAD Files

Customer View Model

ENG_CVM_CVM_2-1558737-8_A.3d_igs.zip

English

Customer View Model

ENG_CVM_CVM_2-1558737-8_A.3d_stp.zip

English

Customer View Model

ENG_CVM_CVM_2-1558737-8_A.2d_dxf.zip

English

3D PDF

3D

By downloading the CAD file I accept and agree to the Terms and Conditions of use.

Datasheets & Catalog Pages

Force Guided Relay SR6 Next Generation

English

Product Specifications

Definitions General Purpose Relays

English

Agency Approvals

UL

English