# 3-1415535-7 ✔ ACTIVE

SCHRACK | SCHRACK Miniature PCB Relay REL

TE Internal #: 3-1415535-7

General Purpose Power Relay, DC, Monostable, 1 Form A SPST-NO, 5 A Contact Rating, 24 VDC Coil Voltage, SCHRACK Miniature PCB Relay REL

View on TE.com >

Relays & Contactors > Electromechanical Relays

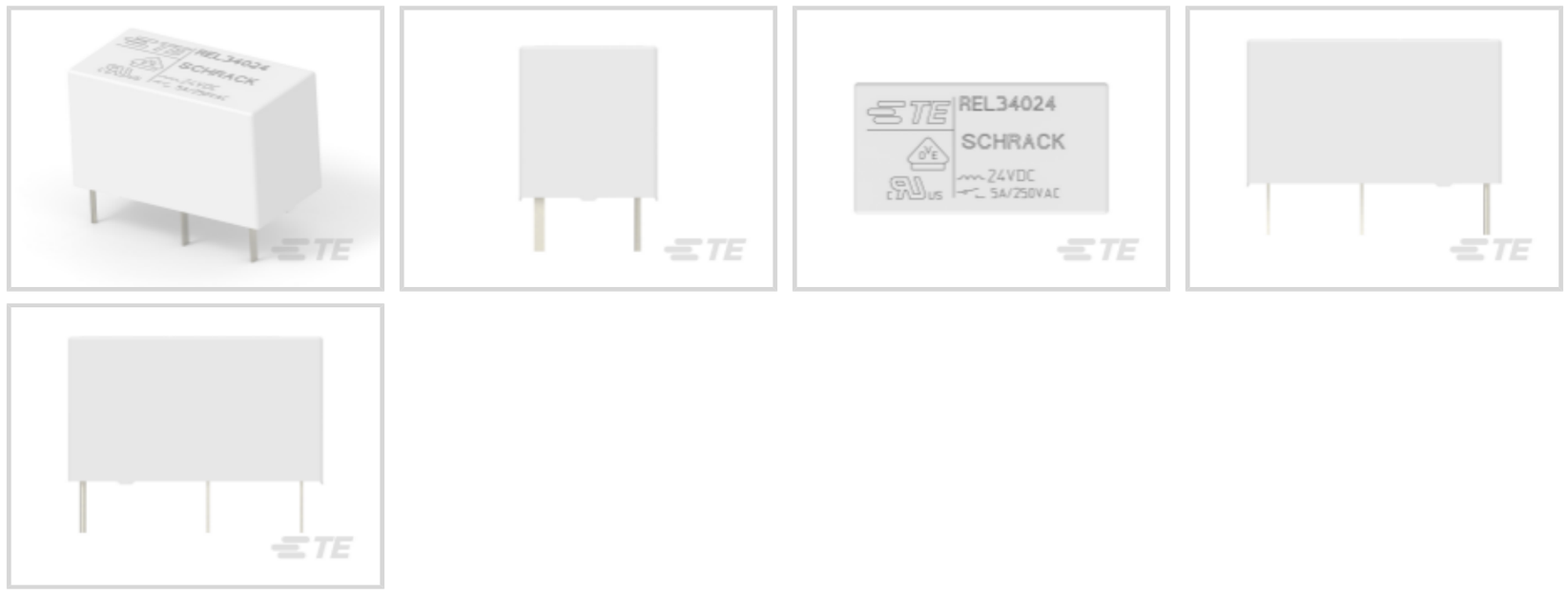


Relay & Contactor Type: **General Purpose Power Relay**

Coil Magnetic System: **Monostable**

Contact Arrangement: **1 Form A SPST-NO**

Current Type: **DC**

Contact Current Rating: **5 A**

## Features

### Product Type Features

| | |
|---|---|
| Relay & Contactor Type | General Purpose Power Relay |

### Configuration Features

| | |
|---|---|
| Contact Number of Poles | 1 |
| Coil Special Features | UL Coil Insulation Class F |
| Contact Arrangement | 1 Form A SPST-NO |

### Electrical Characteristics

| | |
|---|---|
| Contact Limiting Short-Time Current | 5 A |
| Contact Limiting Making Current | 5 A |
| Contact Limiting Continuous Current | 5 A |
| Contact Limiting Breaking Current | 5 A |
| Insulation Initial Dielectric Between Open Contacts | 1000 Vrms |
| Contact Switching Voltage (Max) | 400 VAC |
| Contact Switching Load (Min) | 10mA @ 12V |
| Coil Resistance | 1600 Ω |

| | |
|---|---|
| Insulation Initial Resistance | 10000 MΩ |
| Contact Current Rating | 5 A |
| Coil Voltage Rating | 24 VDC |
| Contact Voltage Rating | 250 VAC |
| Coil Power Rating DC | .36 W |
| Insulation Initial Dielectric Between Contacts & Coil | 3000 Vrms |

## Body Features

| | |
|---|---|
| | .1764 oz |
| Enclosure Type | Flux Resistant Automatic Solder Capable |

## Contact Features

| | |
|---|---|
| Contact Material | AgNi90/10 |

## Termination Features

| | |
|---|---|
| Main Termination & Connection Type | Solder Pins |
| Coil Termination & Connection Type | Solder Pins |

## Mechanical Attachment

| | |
|---|---|
| Product Mount Type | Board Mount |

## Dimensions

| | |
|---|---|
| Insulation Clearance Between Contact & Coil | 4 mm[.157 in] |
| Insulation Creepage Between Contact & Coil | 4 mm[.157 in] |
| Product Width | 10.7 mm[.421 in] |
| Product Length | 20.7 mm[.815 in] |
| Product Height | 12 mm[.472 in] |

## Usage Conditions

| | |
|---|---|
| Operating Temperature Range | -40 – 85 °C[-40 – 185 °F] |
| Environmental Category of Protection | RTII |
| Environmental Ambient Temperature (Max) | 85 °C[185 °F] |

## Operation/Application

| | |
|---|---|
| Solder Process | Reflow Solder Capable |
| Coil Magnetic System | Monostable |
| Current Type | DC |

## Packaging Features

| | |
|---|---|
| Packaging Method | Box & Tube, Carton |

## Other

| | |
|---|---|
| Coil Power Rating Class | >.3 – ≤.6 W |
| Contact Current Class | >2 – ≤5 A |
| Height Class (Mechanical) | >11 – ≤14 mm[>.433 – ≤.551 in] |
| Length Class (Mechanical) | >16 – ≤22 mm[>.63 – ≤.866 in] |
| Width Class (Mechanical) | >7 – ≤11 mm[>.276 – ≤.433 in] |

## Product Compliance

For compliance documentation, visit the product page on TE.com>

| | |
|---|---|
| EU RoHS Directive 2011/65/EU | Compliant |
| EU ELV Directive 2000/53/EC | Compliant |
| China RoHS 2 Directive MIIT Order No 32, 2016 | 有害物质含量符合标准要求 No Restricted Substance(s) Above Threshold |
| EU REACH Regulation (EC) No. 1907/2006 | Current ECHA Candidate List: JUNE 2025 (250)<br>Candidate List Declared Against: JUNE 2025 (250)<br>Does not contain REACH SVHC |
| Halogen Content | Not Low Halogen - contains Br or Cl > 900 ppm. |
| Solder Process Capability | Wave solder capable to 265°C |

Product Compliance Disclaimer

This information is provided based on reasonable inquiry of our suppliers and represents our current actual knowledge based on the information they provided. This information is subject to change. The part numbers that TE has identified as EU RoHS compliant have a maximum concentration of 0.1% by weight in homogenous materials for lead, hexavalent chromium, mercury, PBB, PBDE, DBP, BBP, DEHP, DIBP, and 0.01% for cadmium, or qualify for an exemption to these limits as defined in the Annexes of Directive 2011/65/EU (RoHS2). Finished electrical and electronic equipment products will be CE marked as required by Directive 2011/65/EU. Components may not be CE marked. Additionally, the part numbers that TE has identified as EU ELV compliant have a maximum concentration of 0.1% by weight in homogenous materials for lead, hexavalent chromium, and mercury, and 0.01% for cadmium, or qualify for an exemption to these limits as defined in the Annexes of Directive 2000/53/EC (ELV). Regarding the REACH Regulation, the information TE provides on SVHC in articles for this part number is based on the latest European Chemicals Agency (ECHA) 'Guidance on requirements for substances in articles' posted at this URL: https://echa.europa.eu/guidance-documents/guidance-on-reach

## Compatible Parts




TE Part # 3-1415535-6
REL34012




TE Part # 3-1415535-8
REL34048

## Also in the Series | SCHRACK Miniature PCB Relay REL



DC Relays(2)



Electromechanical Relays(2)

## Customers Also Bought



TE Part #816973-SF
RT8532-6-6M0



TE Part #NB10026001
ATUM-24/6-0-40MM



TE Part #292227-6
1.5 MINI CT SGL H SMT W BOSS 6

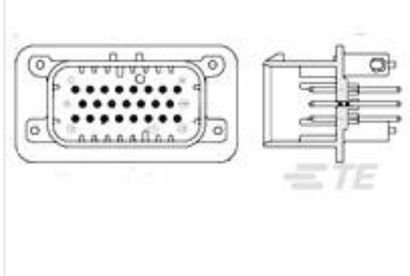

TE Part #1-776228-1
23POS,PIN DIA 1.3,HDR ASSY, 180DEG,COD 1




TE Part #5-1393224-5
RY212012




TE Part #2-1393225-1
RY611024



TE Part #2-1879441-9
TE 50W 220R 5% Bracket



TE Part #1888250-1
Low Profile,RJ45,1x1,GRN/YEL




TE Part #2176640-7
3627C 453226 10UH 10%

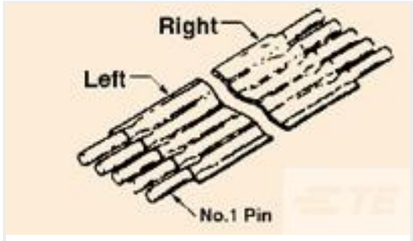


TE Part #3-1437142-4
FSN-22A-14=NOMEX FS STD

# Documents

## CAD Files

### Customer View Model

ENG_CVM_CVM_3-1415535-7_D2.3d_igs.zip

English

### Customer View Model

ENG_CVM_CVM_3-1415535-7_D2.3d_stp.zip

English

### Customer View Model

ENG_CVM_CVM_3-1415535-7_D2.2d_dxf.zip

English

### 3D PDF

3D

By downloading the CAD file I accept and agree to the **Terms and Conditions** of use.

## Datasheets & Catalog Pages

### Miniature PCB Relay REL

English

## Product Specifications

### Definitions General Purpose Relays

English

## Agency Approvals

### VDE Certificate

English