# 66099-2 ✔ ACTIVE

AMP | AMP Type III+, Circular Plastic Connectors Series 1

TE Internal #: 66099-2

Tin (Sn), Pin Contact, 18 – 16 AWG, .8 – 1.4 mm² Wire, Locking Spring Contact Retention, Size 16, Discrete Wire, Crimp, Brass, AMP Type III+

View on TE.com >

Connectors > Contacts > Connector Contacts

Contact Type: **Pin**

Contact Mating Area Plating Material: **Tin (Sn)**

Wire Contact Termination Area Plating Material: **Tin-Lead**

Contact Retention Within Housing: **With**

Contact Retention Type Within Housing: **Locking Spring**

## Features

### Product Type Features

| | |
|---|---|
| Discrete Wire Type | Solid or Stranded |
| Sealable | No |

### Configuration Features

| | |
|---|---|
| Compatible With Wire & Cable Type | Discrete Wire |

### Contact Features

| | |
|---|---|
| Contact Shape & Form | Round |
| Contact Length | 27.1 mm[1.067 in] |
| Contact Mating Area Length | 9.91 mm[.39 in] |
| Barrel Type | Open |
| Contact Type | Pin |
| Contact Mating Area Plating Material | Tin (Sn) |
| Wire Contact Termination Area Plating Material | Tin-Lead |
| Contact Retention Within Housing | With |
| Contact Size | Size 16 |

| | |
|---|---|
| Contact Base Material | Brass |
| Contact Current Rating (Max) | 13 A |
| Mating Pin Diameter | 1.57 mm[.062 in] |
| Contact Mating Area Plating Material Thickness | 2.54 µm[100 µin] |
| Contact Mating Area Plating Material Finish | Bright |
| Wire Contact Termination Area Plating Thickness | 2.54 µm[100 µin] |
| Wire Contact Termination Area Plating Material Finish | Bright |
| Contact Orientation | Straight |
| Contact Underplating Material | Nickel |
| Contact Underplating Material Thickness | 1.27 µm[50 µin] |

### Termination Features

| | |
|---|---|
| Termination Method to Wire & Cable | Crimp |
| Product Terminates To | Wire & Cable |

### Mechanical Attachment

| | |
|---|---|
| Contact Retention Type Within Housing | Locking Spring |
| Wire Insulation Support | With |

### Dimensions

| | |
|---|---|
| Wire Size | .8 – 1.4 mm² |
| Compatible Insulation Diameter Range | 2.03 – 2.54 mm[.08 – .1 in] |

### Usage Conditions

| | |
|---|---|
| Operating Temperature Range | -55 – 90 °C[-67 – 194 °F] |

### Operation/Application

| | |
|---|---|
| Circuit Application | Power & Signal |

### Packaging Features

| | |
|---|---|
| Packaging Quantity | 1000 |
| Packaging Method | Carton, Loose Piece |

## Product Compliance

For compliance documentation, visit the product page on TE.com>

| | |
|---|---|
| EU RoHS Directive 2011/65/EU | Not Compliant |
| EU ELV Directive 2000/53/EC | Compliant with Exemptions |
| China RoHS 2 Directive MIIT Order No 32, 2016 | Restricted Materials Above Threshold |

| | |
|---|---|
| EU REACH Regulation (EC) No. 1907/2006 | Current ECHA Candidate List: JUNE 2025 (250)<br>Candidate List Declared Against: JUNE 2025 (250)<br>SVHC > Threshold:<br>Pb (13% in 4690948374)<br>**Article Safe Usage Statements:**<br>Do not eat, drink or smoke when using this product. Wash thoroughly after handling. Recycle if possible and dispose of the article by following all applicable governmental regulations relevant to your geographic location. |
| Halogen Content | Low Halogen - Br, Cl, F < 900 ppm per homogenous material. Also BFR/CFR/PVC Free |
| Solder Process Capability | Not applicable for solder process capability |

Product Compliance Disclaimer

This information is provided based on reasonable inquiry of our suppliers and represents our current actual knowledge based on the information they provided. This information is subject to change. The part numbers that TE has identified as EU RoHS compliant have a maximum concentration of 0.1% by weight in homogenous materials for lead, hexavalent chromium, mercury, PBB, PBDE, DBP, BBP, DEHP, DIBP, and 0.01% for cadmium, or qualify for an exemption to these limits as defined in the Annexes of Directive 2011/65/EU (RoHS2). Finished electrical and electronic equipment products will be CE marked as required by Directive 2011/65/EU. Components may not be CE marked. Additionally, the part numbers that TE has identified as EU ELV compliant have a maximum concentration of 0.1% by weight in homogenous materials for lead, hexavalent chromium, and mercury, and 0.01% for cadmium, or qualify for an exemption to these limits as defined in the Annexes of Directive 2000/53/EC (ELV). Regarding the REACH Regulation, the information TE provides on SVHC in articles for this part number is based on the latest European Chemicals Agency (ECHA) 'Guidance on requirements for substances in articles' posted at this URL: https://echa.europa.eu/guidance-documents/guidance-on-reach

## Compatible Parts

TE Part # 1-305183-1
EXTRACT TOOL MATE-N-LOK P

TE Part # 539972-1
EXTRACTION TOOL

TE Part # 58495-2
PROCRIMPER DIE ASSY MULTIMATE

TE Part # 58495-1
PRO CRIMPER ASSY MULTIMATE

TE Part # 91505-1
CCII TYPE III+ 24-16 ASSY

TE Part # 200893-2
INSERTION TOOL CONT

TE Part # 91523-1
CCII TYPE III+ PIN SKT 24-16 ASSY

TE Part # 169400
CERTI-LOK FRAME W/O DIES

TE Part # 305183
EXTRACT TOOL TYPE 2 20-16

## Also in the Series | AMP Type III+

Connector Contacts(260)

Insertion & Extraction Tools(4)

Power Contacts(260)

## Also in the Series | Circular Plastic Connectors Series 1

Circular Power Connectors(211)

Connector Contacts(260)

Power Contacts(260)

## Customers Also Bought

TE Part #55824-1
22-18 PRE-INSUL SEALED SPLICE

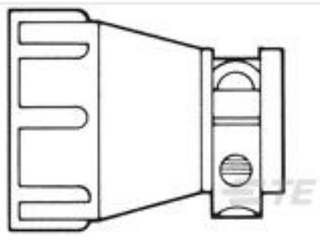

TE Part #1-206062-7
CABLE CLAMP KIT, BULK PKG

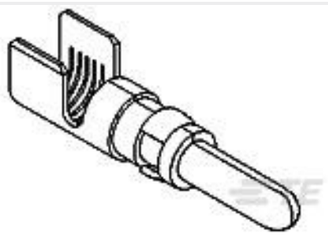

TE Part #213845-3
POWERBAND CONT ASSY,SILVER PLT

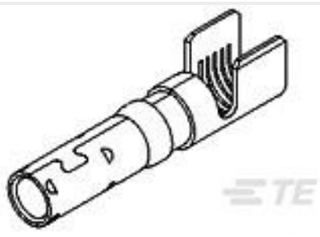

TE Part #213847-3
POWERBAND CONT ASSY,SILVER PLT

TE Part #213890-2
CPC RECPT SEALED SIZE 17-3

TE Part #4-640426-4
14P MTA156 CONN ASSY 18AWG ORA

TE Part #6-1437624-9
PKG90B1/4=KNOB PLASTIC 1/4 LEX

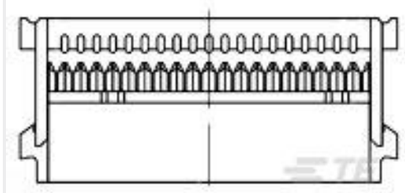

TE Part #2-1658526-3
609-5030LF FEM SOCKT,LEAD FREE

TE Part #10200493-00
LS503-31313 LIQUID LEVEL SENSO



TE Part #171725-1
MIC CAP 13P WIRE TO WIRE

## Documents

### CAD Files

Customer View Model
ENG_CVM_CVM_66099-2_AE.2d_dxf.zip

English

3D PDF

3D

Customer View Model
ENG_CVM_CVM_66099-2_AE.3d_igs.zip

English

Customer View Model
ENG_CVM_CVM_66099-2_AE.3d_stp.zip

English

By downloading the CAD file I accept and agree to the Terms and Conditions of use.

### Product Specifications

Application Specification

English

### Instruction Sheets

Instruction Sheet (U.S.)

Japanese

Instruction Sheet (U.S.)

English

### Agency Approvals

Agency Approval Document

English