# V23050A1012A542 ✔ ACTIVE

SCHRACK | SCHRACK SR6

TE Internal #: 1393260-4

Power Relays, Force-Guided, 1200 mW Coil Power Rating DC, 120 Ω Coil Resistance, 12 VDC Coil Voltage, 4 Form A (NO) + 2 Form B (NC), SCHRACK SR6

View on TE.com >

Relays & Contactors > Relays > Power Relays > Force Guided Relay with 6 contacts

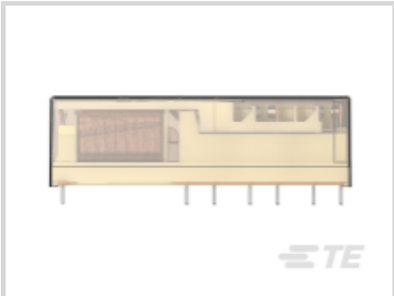



Relay Type: **Force-Guided**

Coil Power Rating DC: **1200 mW**

Coil Resistance: **120 Ω**

Coil Voltage Rating: **12 VDC**

Contact Arrangement: **4 Form A (NO) + 2 Form B (NC)**

All Force Guided Relay with 6 contacts (115)

## Features

### Product Type Features

| | |
|---|---|
| Relay Type | Force-Guided |

### Configuration Features

| | |
|---|---|
| Contact Arrangement | 4 Form A (NO) + 2 Form B (NC) |
| Contact Number of Poles | 6 |

### Electrical Characteristics

| | |
|---|---|
| Insulation Initial Dielectric Between Open Contacts | 1500 Vrms |
| Insulation Initial Dielectric Between Adjacent Contacts | 3000 Vrms |
| Insulation Initial Dielectric Between Contacts & Coil | 4000 Vrms |
| Coil Power Rating DC | 1200 mW |
| Coil Resistance | 120 Ω |
| Coil Voltage Rating | 12 VDC |
| Contact Current Rating | 8 A |

| | |
|---|---|
| Contact Switching Load (Min) | 10mA @ 5V |
| Contact Switching Voltage (Max) | 400 VAC |
| Contact Voltage Rating | 250 VAC |

### Body Features

| | |
|---|---|
| Product Weight | 30 g[1.058 oz] |

### Contact Features

| | |
|---|---|
| Contact Material | AgSnO2 |

### Termination Features

| | |
|---|---|
| Relay Connection Type | PCB Termination |
| Terminal Configuration | Solder Pins |

### Mechanical Attachment

| | |
|---|---|
| Product Mount Type | Printed Circuit Board |

### Dimensions

| | |
|---|---|
| Insulation Clearance Between Contact & Coil | 5.5 mm[.217 in] |
| Insulation Creepage Between Contact & Coil | 5.5 mm[.217 in] |
| Product Width | 16.5 mm[.649 in] |
| Product Length | 55 mm[2.16 in] |
| Product Height | 16.5 mm[.649 in] |

### Usage Conditions

| | |
|---|---|
| Environmental Ambient Temperature (Max) | 70 °C[158 °F] |
| Operating Temperature Range | -25 - 70 °C[-13 - 158 °F] |

### Packaging Features

| | |
|---|---|
| Packaging Method | Box & Tube |

### Other

| | |
|---|---|
| Length Class (Mechanical) | 50 - 60 mm |
| Height Class (Mechanical) | 15 - 20 mm |
| Coil Power Rating Class | 1000 - 1500 mW |
| Width Class (Mechanical) | 16 - 20 mm |
| Contact Current Class | 5 - 10 A |

## Product Compliance

For compliance documentation, visit the product page on TE.com>

| | |
|---|---|
| EU RoHS Directive 2011/65/EU | Compliant |
| EU ELV Directive 2000/53/EC | Compliant |
| China RoHS 2 Directive MIIT Order No 32, 2016 | No Restricted Materials Above Threshold |
| EU REACH Regulation (EC) No. 1907/2006 | Current ECHA Candidate List: JAN 2024 (240)<br>Candidate List Declared Against: JAN 2024 (240)<br>Does not contain REACH SVHC |
| Halogen Content | Low Halogen - Br, Cl, F, I < 900 ppm per homogenous material. Also BFR/CFR/PVC Free |
| Solder Process Capability | Wave solder capable to 260°C |

Product Compliance Disclaimer

This information is provided based on reasonable inquiry of our suppliers and represents our current actual knowledge based on the information they provided. This information is subject to change. The part numbers that TE has identified as EU RoHS compliant have a maximum concentration of 0.1% by weight in homogenous materials for lead, hexavalent chromium, mercury, PBB, PBDE, DBP, BBP, DEHP, DIBP, and 0.01% for cadmium, or qualify for an exemption to these limits as defined in the Annexes of Directive 2011/65/EU (RoHS2). Finished electrical and electronic equipment products will be CE marked as required by Directive 2011/65/EU. Components may not be CE marked. Additionally, the part numbers that TE has identified as EU ELV compliant have a maximum concentration of 0.1% by weight in homogenous materials for lead, hexavalent chromium, and mercury, and 0.01% for cadmium, or qualify for an exemption to these limits as defined in the Annexes of Directive 2000/53/EC (ELV). Regarding the REACH Regulation, the information TE provides on SVHC in articles for this part number is based on the latest European Chemicals Agency (ECHA) 'Guidance on requirements for substances in articles' posted at this URL: https://echa.europa.eu/guidance-documents/guidance-on-reach

## Compatible Parts



TE Part # 1546556-3
3P,STACKABLE,55 DEG,3.5MM

TE Part # 1558737-4
SR6-423-L012

## Also in the Series | SCHRACK SR6



Power Relays(151)

## Customers Also Bought



TE Part # 3-338310-2
15POS.HD20 PLUG ASS'Y

TE Part # 350713-1
12P UMNL PIN HDR ASSY 94VO

TE Part # 8-1614884-6
CPF 0805 13K 0.1% 25PPM 1K RL

TE Part # 1622600-1
LR1L 5% R22

TE Part # 5-1625885-5
1W SM M/OX 5% 2R2

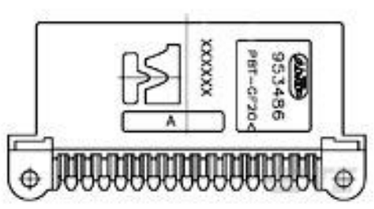

TE Part # 953486-1
32pos MQS .63 header 90deg

TE Part # NB07402001
HTAT-12/3-0-STK

TE Part # 5-1393224-1
RY211048

## Documents

### CAD Files

Customer View Model
ENG_CVM_1393260-4_SHK1.3d_igs.zip

English

Customer View Model
ENG_CVM_1393260-4_SHK1.3d_stp.zip

English

Customer View Model
ENG_CVM_1393260-4_SHK1.2d_dxf.zip

English

3D PDF

3D

3D PDF

3D

Customer View Model
ENG_CVM_CVM_1393260-4_G.2d_dxf.zip

English

### Customer View Model

ENG_CVM_CVM_1393260-4_G.3d_igs.zip

English

### Customer View Model

ENG_CVM_CVM_1393260-4_G.3d_stp.zip

English

By downloading the CAD file I accept and agree to the Terms and Conditionsof use.

## Datasheets & Catalog Pages

SR6-A-B-C-V

English

## Product Specifications

Definitions General Purpose Relays

English

## Agency Approvals

VDE Certificate

English