2169797-4 ✔ ACTIVE

IMPACT Power

TE Internal #: 2169797-4

4 Position Backplane Power Connector, PCB Mount Header, Board-to-Board, Right Angle, Orthogonal, 5.2 mm [.204 in] Centerline, IMPACT Power

View on TE.com >

Connectors > Power Connectors > Backplane Power Connectors



PCB Connector Type: **PCB Mount Header**

Connector System: **Board-to-Board**

Number of Positions: **4**

PCB Mount Orientation: **Right Angle**

Backplane Architecture: **Orthogonal**

Features

Product Type Features

Header Type	Fully Shrouded
PCB Connector Type	PCB Mount Header
Connector System	Board-to-Board
Connector & Contact Terminates To	Printed Circuit Board

Configuration Features

Number of Columns	2
Number of Positions	4
PCB Mount Orientation	Right Angle
Backplane Architecture	Orthogonal
Stackable	No

Electrical Characteristics

Operating Voltage	48 VDC

Contact Features

Contact Current Rating (Max)	15 A

Termination Features

Termination Post & Tail Length	2.5 mm[.098 in]
Termination Method to PCB	Through Hole - Press-Fit

Mechanical Attachment

Connector Mounting Type	Board Mount

Housing Features

Housing Material	LCP
Centerline (Pitch)	5.2 mm[.204 in]

Usage Conditions

Operating Temperature Range	-55 – 85 °C[-67 – 185 °F]

Operation/Application

Circuit Application	Power

Industry Standards

UL Flammability Rating	UL 94V-0

Packaging Features

Packaging Method	Package

Product Compliance

For compliance documentation, visit the product page on TE.com>

EU RoHS Directive 2011/65/EU	Compliant
EU ELV Directive 2000/53/EC	Compliant
China RoHS 2 Directive MIIT Order No 32, 2016	No Restricted Materials Above Threshold
EU REACH Regulation (EC) No. 1907/2006	Current ECHA Candidate List: JUNE 2025 (250) Candidate List Declared Against: JUNE 2025 (250) Does not contain REACH SVHC
Halogen Content	Low Halogen - Br, Cl, F < 900 ppm per homogenous material. Also BFR/CFR/PVC Free
Solder Process Capability	Not reviewed for solder process capability

Product Compliance Disclaimer

This information is provided based on reasonable inquiry of our suppliers and represents our current actual knowledge based on the information they provided. This information is subject to change. The part numbers that TE has identified as EU RoHS compliant have a maximum concentration of 0.1% by weight in homogenous materials for lead, hexavalent chromium, mercury, PBB, PBDE, DBP, BBP, DEHP, DIBP, and 0.01% for cadmium, or qualify for an exemption to these limits as defined in the Annexes of Directive 2011/65/EU (RoHS2). Finished electrical and electronic equipment products will be CE marked as required by Directive 2011/65/EU. Components may not be CE marked. Additionally, the part numbers that TE has identified as EU ELV compliant have a maximum concentration of 0.1% by weight in homogenous materials for lead, hexavalent chromium, and mercury, and 0.01% for cadmium, or qualify for an exemption to these limits as defined in the Annexes of Directive 2000/53/EC (ELV). Regarding the REACH Regulation, the information TE provides

on SVHC in articles for this part number is based on the latest European Chemicals Agency (ECHA) 'Guidance on requirements for substances in articles' posted at this URL: https://echa.europa.eu/guidance-documents/guidance-on-reach

Compatible Parts



TE Part # 2169806-1
IMP,Power,3PR,Vert,Recp,Tin

Also in the Series | IMPACT Power



Backplane Power Connectors(6)

Customers Also Bought



TE Part #87215-1
08 MODII HDR DRST UNSHRD .100



TE Part #5-147279-2
10 MODII HDR DR SFMT B/A T&R LF



TE Part #223982-1
Stainless Steel Guide Pin M4x0.7



TE Part #292230-4
1.5 MINI CT SGL V SMT W/BOSS 4

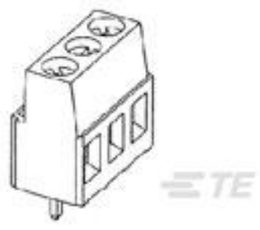

TE Part #796949-5
5 POS TERMI-BLOK PCB MOUNT



TE Part #1367073-1
20 POS SMT CONN, SFP, 15AU



TE Part #2007831-3
IMP100S,H,V4P16C,RG,LEW39,5.5



TE Part #2201778-1
MICRO SD PUSH PUSH LOW PROFILE TYPE



TE Part #2204061-2
CONNECTOR ASSEMBLY, SEC II POW



TE Part #7-5179180-3
0.8FH,R09H.5,080,30/Sn,TR,SC

Documents

Product Drawings

IMP,Power,3PR,R/A,Hdr,5.7,6.9Tin

English

CAD Files

Customer View Model

ENG_CVM_CVM_2169797-4_A.2d_dxf.zip

English

3D PDF

3D

Customer View Model

ENG_CVM_CVM_2169797-4_A.3d_igs.zip

English

Customer View Model

ENG_CVM_CVM_2169797-4_A.3d_stp.zip

English

By downloading the CAD file I accept and agree to the Terms and Conditions of use.

Product Specifications

Application Specification

English

Agency Approvals

UL

English