104892-2 ✔ ACTIVE

AMPMODU | AMPMODU 50/50 Grid

TE Internal #: 104892-2

Cable-to-Board, 20 Position, 1.27 mm [.05 in] Centerline, 2 Row, Receptacle, Standard Profile, AMPMODU 50/50 Grid, Ribbon Cable Connectors

View on TE.com >

Connectors > PCB Connectors > Wire-to-Board Connectors > FFC, FPC & Ribbon Connectors > Ribbon Cable Connectors


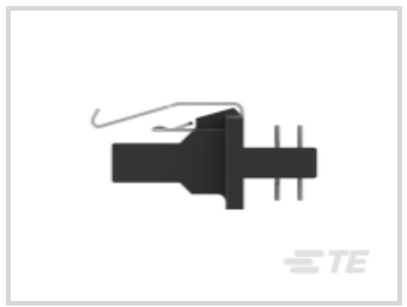




Connector System: **Cable-to-Board**

Number of Positions: **20**

Centerline (Pitch): **1.27 mm [.05 in]**

Row-to-Row Spacing: **1.27 mm [.05 in]**

Number of Rows: **2**

Features

Product Type Features

Connector Product Type	Connector Assembly
Connector System	Cable-to-Board
Connector & Housing Type	Receptacle
Connector & Contact Terminates To	Wire & Cable

Configuration Features

Number of Positions	20
Number of Rows	2

Electrical Characteristics

Operating Voltage	30 VAC
Insulation Resistance	5000 MΩ

Body Features

Mating Retention Feature Material	Stainless Steel
Primary Product Color	Black
Connector Profile	Standard

Contact Features

Contact Underplating Material	Nickel
Mating Pin Diameter	.46 mm[.018 in]
Contact Mating Area Plating Material Thickness	.762 µm[30 µin]
Wire Contact Termination Area Plating Material	Tin
Contact Layout	Matrix
Contact Mating Area Plating Material	Gold (Au)
Contact Base Material	Phosphor Bronze
Wire Contact Termination Area Plating Thickness	1.27 µm[50 µin]
Contact Type	Receptacle
Contact Current Rating (Max)	.5 A

Termination Features

Termination Method to Wire & Cable	Insulation Displacement (IDC)

Mechanical Attachment

Mating Alignment	With
Mating Alignment Type	Polarization
Mating Retention	With
Mating Retention Type	Latch
Connector Mounting Type	Cable Mount (Free-Hanging)

Housing Features

Housing Material	Thermoplastic
Centerline (Pitch)	1.27 mm[.05 in]

Dimensions

Connector Width	8.31 mm[.327 in]
Wire Size	28 AWG
Connector Height	17.56 mm[.691 in]
Connector Length	21.03 mm[.828 in]
Row-to-Row Spacing	1.27 mm[.05 in]

Usage Conditions

Operating Temperature Range	-65 – 105 °C[-85 – 221 °F]

Operation/Application

Circuit Application	Signal

Industry Standards

Compatible With Agency/Standards Products	CSA, UL
UL Rating	Recognized
UL Flammability Rating	UL 94V-0
Compatible With Approved Standards Products	CSA LR7189, UL E28476

Packaging Features

Packaging Quantity	24
Packaging Method	Tube

Product Compliance

For compliance documentation, visit the product page on TE.com>

EU RoHS Directive 2011/65/EU	Not Compliant
EU ELV Directive 2000/53/EC	Compliant with Exemptions
China RoHS 2 Directive MIIT Order No 32, 2016	Restricted Materials Above Threshold
EU REACH Regulation (EC) No. 1907/2006	Current ECHA Candidate List: JUNE 2025 (250) Candidate List Declared Against: JUNE 2025 (250) SVHC > Threshold: Pb (13% in 4690948374) **Article Safe Usage Statements:** Do not eat, drink or smoke when using this product. Wash thoroughly after handling. Recycle if possible and dispose of the article by following all applicable governmental regulations relevant to your geographic location.
Halogen Content	Low Halogen - Br, Cl, F < 900 ppm per homogenous material. Also BFR/CFR/PVC Free
Solder Process Capability	Not applicable for solder process capability

Product Compliance Disclaimer

This information is provided based on reasonable inquiry of our suppliers and represents our current actual knowledge based on the information they provided. This information is subject to change. The part numbers that TE has identified as EU RoHS compliant have a maximum concentration of 0.1% by weight in homogenous materials for lead, hexavalent chromium, mercury, PBB, PBDE, DBP, BBP, DEHP, DIBP, and 0.01% for cadmium, or qualify for an exemption to these limits as defined in the Annexes of Directive 2011/65/EU (RoHS2). Finished electrical and electronic equipment products will be CE marked as required by Directive 2011/65/EU. Components may not be CE marked. Additionally, the part numbers that TE has identified as EU ELV compliant have a maximum concentration of 0.1% by weight in homogenous materials for lead, hexavalent chromium, and mercury, and 0.01% for cadmium, or qualify for an exemption to these limits as defined in the Annexes of Directive 2000/53/EC (ELV). Regarding the REACH Regulation, the information TE provides on SVHC in articles for this part number is based on the latest European Chemicals Agency (ECHA) 'Guidance on requirements for substances in articles' posted at this URL: https://echa.europa.eu/guidance-documents/guidance-on-reach

Compatible Parts



TE Part # 147384-2
20 50/50 GRID DR SMT RCPT VC



TE Part # 104652-2
20 50/50 GRID DRST SFMNT RCPT



TE Part # 843477-1
TOOL, EXTRACTION RESET

Also in the Series | AMPMODU 50/50 Grid



Board-to-Board Headers & Receptacles(87)



Connector Caps & Covers(7)



Insertion & Extraction Tools(1)



PCB Headers & Receptacles(87)



Rectangular Power Connectors(4)



Ribbon Cable Connectors(14)

Customers Also Bought



TE Part #CV3300-000
RW-175-1/16-X-STK



TE Part #5053252024
RNF-100-3/4-2-STK



TE Part #31423
TERMINAL,BUDG R 26-22, 0

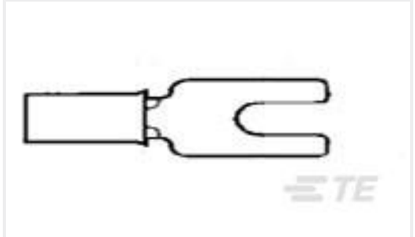

TE Part #32501
TERMINAL,BUDG SPD 26-22 0



TE Part #280755-4
FF 375 REC 6-10MM2 TPPB



TE Part #324045
TERMINAL,T-N R 8 3/8



TE Part #1734035-2
MINI USB, TYPE B, R/A, SMT



TE Part #5104338-1
A/L LOW PRO HDR 10P VERT HT



TE Part #5227161-3
RTANG JK W/MTG PINS, BNC PCB



TE Part #5-1634523-1
BNC BHSkt + TAG 50Ohm Nickel Pltd

Documents

Product Drawings

20 50/50 GRID CBLE RCPT W/LTCH

English

CAD Files

Customer View Model

ENG_CVM_CVM_104892-2_F.2d_dxf.zip

English

3D PDF

3D

Customer View Model

ENG_CVM_CVM_104892-2_F.3d_igs.zip

English

Customer View Model

ENG_CVM_CVM_104892-2_F.3d_stp.zip

English

By downloading the CAD file I accept and agree to the Terms and Conditions of use.

Product Specifications

Application Specification

English

Agency Approvals

UL Report

English