62357-1 ✔ ACTIVE

SPLICE

TE Internal #: 62357-1

Pigtail Splice / Thru Splice, 12.5 – 10 AWG, 3.75 – 5.07 mm² Wire, 7400 – 10000 CMA, Uninsulated, Brass, 0 Serration, 6.4 mm [.25 in] Length, SPLICE

View on TE.com >

Terminals & Splices > Splices





Splice Type: **Pigtail Splice, Thru Splice**

Wire Size: **7400 – 10000 CMA**

Sealable: **No**

Features

Product Type Features

Splice Type	Pigtail Splice, Thru Splice
Sealable	No
Compatible With Discrete Wire Type	Solid, Stranded
Wire Insulation Support Retention Type	Non-Insulation Support

Configuration Features

Number of Serrations	0
Compatible With Wire & Cable Type	Discrete Wire

Body Features

Product Weight	.399 g[.014 oz]

Contact Features

Contact Base Material	Brass
Barrel Type	Open

Mechanical Attachment

Wire Insulation Support	Without

Dimensions

Wire Size	7400 – 10000 CMA
Terminal Material Thickness	.64 mm[.025 in]
Product Length	6.4 mm[.25 in]

Usage Conditions

Insulation Option	Uninsulated
Operating Temperature Range	-40 – 110 °C[-40 – 230 °F]

Operation/Application

Compatible With Wire Base Material	Copper

Industry Standards

Government Qualified Splice	No

Packaging Features

Packaging Quantity	12500
Packaging Method	Reel

Product Compliance

For compliance documentation, visit the product page on TE.com>

EU RoHS Directive 2011/65/EU	Compliant
EU ELV Directive 2000/53/EC	Compliant
China RoHS 2 Directive MIIT Order No 32, 2016	No Restricted Materials Above Threshold
EU REACH Regulation (EC) No. 1907/2006	Current ECHA Candidate List: JUNE 2025 (250) Candidate List Declared Against: JUNE 2025 (250) Does not contain REACH SVHC
Halogen Content	Low Halogen - Br, Cl, F < 900 ppm per homogenous material. Also BFR/CFR/PVC Free
Solder Process Capability	Not applicable for solder process capability

Product Compliance Disclaimer

This information is provided based on reasonable inquiry of our suppliers and represents our current actual knowledge based on the information they provided. This information is subject to change. The part numbers that TE has identified as EU RoHS compliant have a maximum concentration of 0.1% by weight in homogenous materials for lead, hexavalent chromium, mercury, PBB, PBDE, DBP, BBP, DEHP, DIBP, and 0.01% for cadmium, or qualify for an exemption to these limits as defined in the Annexes of Directive 2011/65/EU (RoHS2). Finished electrical and electronic equipment products will be CE marked as required by Directive 2011/65/EU. Components may not be CE marked. Additionally, the part numbers that TE has identified as EU ELV compliant have a maximum concentration of 0.1% by weight in homogenous materials for lead, hexavalent chromium, and mercury, and 0.01% for cadmium, or qualify for an exemption to these limits as defined in the Annexes of Directive 2000/53/EC (ELV). Regarding the REACH Regulation, the information TE provides on SVHC in articles for this part number is based on the latest European Chemicals Agency (ECHA) 'Guidance on

requirements for substances in articles' posted at this URL: https://echa.europa.eu/guidance-documents/guidance-on-reach

Compatible Parts



TE Part # 2150130-1
OCEAN_2.0_Applicator-E-180F-REM



TE Part # 41627-1
SPLICE 4000-10000 .025 ST



TE Part # 160660-2
SPLICE 22-18 AWG .013 TPBR

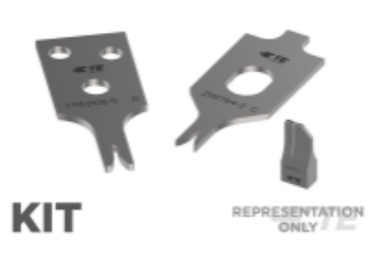

TE Part # 7-2150130-7
OCEAN_2.0_SPARE_PART_KIT-180F



TE Part # 2150130-2
OCEAN_2.0_Applicator-E-180F-REA

Also in the Series | SPLICE



Crimp Wire Pins, Tabs & Ferrules(1)



Splices(63)

Customers Also Bought



TE Part #K1164141
Plunger Switch KIT-Set 44-01-062-900

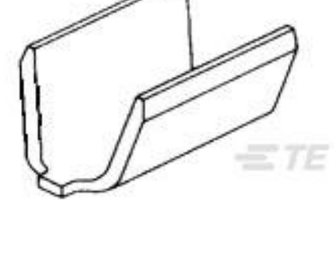

TE Part #60997-1
SPLICE 12000-18000 .025 BR

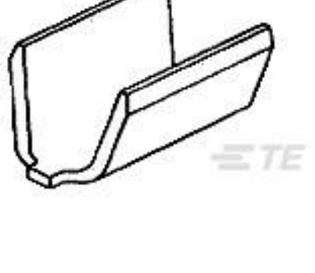

TE Part #63625-1
SPLICE 5000-16000 .025 BR



TE Part #5-103669-4
05 MTE HDR SRST LATCH W/HLDWN

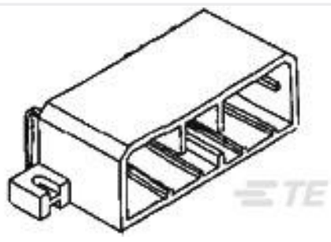

TE Part #173858-6
070 MLC CAP ASS'Y12P



TE Part #1-1827863-5
DYNAMIC 1100D REC HSG 30P X BLACK



TE Part #4-1904124-2
V23074A1001A402-EV-CBOX



TE Part #1969603-4
4P RCPT VAL-U-LOK GW



TE Part #1969604-4
4P FH PLUG VAL-U-LOK FH GW



TE Part #2-2176330-2
CRGP 2010 560R 1%

Documents

Product Drawings

SPLICE 7400-10000 .025 BR

English

CAD Files

3D PDF

3D

Customer View Model

ENG_CVM_CVM_62357-1_C_c-62357-1-c.2d_dxf.zip

English

Customer View Model

ENG_CVM_CVM_62357-1_C_c-62357-1-c.3d_igs.zip

English

Customer View Model

ENG_CVM_CVM_62357-1_C_c-62357-1-c.3d_stp.zip

English

By downloading the CAD file I accept and agree to the Terms and Conditions of use.

Product Specifications

Application Specification

English

Agency Approvals

CSA Certificate

English