61137-1 ✔ ACTIVE

AMP-IN

TE Internal #: 61137-1

PCB Terminals, Receptacle, PCB Hole Diameter 4.1 mm [.161 in], Through Hole - Solder, Pre-Tin Plating, Reel, Terminates To Printed Circuit Board

View on TE.com >

Terminals & Splices > PCB Terminals







PCB Terminal Type: **Receptacle**

PCB Thickness (Recommended): **1.6 mm [.063 in]**

PCB Hole Diameter: **4.1 mm [.161 in]**

Mating Pin Diameter: **2.36 mm [.093 in]**

Profile Height from PCB: **7.75 mm [.309 in]**

Features

Product Type Features

Terminal Features	Stud Hole

Contact Features

PCB Terminal Type	Receptacle
Mating Pin Diameter	2.36 mm[.093 in]
Terminal Plating Material	Pre-Tin
Terminal Size	Miniature
Terminal Orientation	Straight

Termination Features

Termination Method to Printed Circuit Board	Through Hole - Solder
Product Terminates To	Printed Circuit Board

Mechanical Attachment

Wire Insulation Support	Without

Dimensions

Extension Below Board	2.54 mm[.1 in]
Terminal Material Thickness	.25 mm[.01 in]
PCB Thickness (Recommended)	1.6 mm[.063 in]
PCB Hole Diameter	4.1 mm[.161 in]
Profile Height from PCB	7.75 mm[.309 in]

Usage Conditions

Insulation Option	Uninsulated
Operating Temperature Range	-55 – 105 °C[-67 – 221 °F]

Packaging Features

Packaging Quantity	9000
Packaging Method	Reel

Product Compliance

For compliance documentation, visit the product page on TE.com>

EU RoHS Directive 2011/65/EU	Compliant
EU ELV Directive 2000/53/EC	Compliant
China RoHS 2 Directive MIIT Order No 32, 2016	No Restricted Materials Above Threshold
EU REACH Regulation (EC) No. 1907/2006	Current ECHA Candidate List: JAN 2024 (240) Candidate List Declared Against: JAN 2024 (240) Does not contain REACH SVHC
Halogen Content	Low Halogen - Br, Cl, F, I < 900 ppm per homogenous material. Also BFR/CFR/PVC Free
Solder Process Capability	Not applicable for solder process capability

Product Compliance Disclaimer

This information is provided based on reasonable inquiry of our suppliers and represents our current actual knowledge based on the information they provided. This information is subject to change. The part numbers that TE has identified as EU RoHS compliant have a maximum concentration of 0.1% by weight in homogenous materials for lead, hexavalent chromium, mercury, PBB, PBDE, DBP, BBP, DEHP, DIBP, and 0.01% for cadmium, or qualify for an exemption to these limits as defined in the Annexes of Directive 2011/65/EU (RoHS2). Finished electrical and electronic equipment products will be CE marked as required by Directive 2011/65/EU. Components may not be CE marked. Additionally, the part numbers that TE has identified as EU ELV compliant have a maximum concentration of 0.1% by weight in homogenous materials for lead, hexavalent chromium, and mercury, and 0.01% for cadmium, or qualify for an exemption to these limits as defined in the Annexes of Directive 2000/53/EC (ELV). Regarding the REACH Regulation, the information TE provides on SVHC in articles for this part number is based on the latest European Chemicals Agency (ECHA) 'Guidance on requirements for substances in articles' posted at this URL: https://echa.europa.eu/guidance-documents/guidance-on-reach

Compatible Parts



TE Part # 689141-1
INSERTION TOOL



TE Part # 350015-1
093 PIN REC 22-18 0125PTPPHBZ

Customers Also Bought



TE Part #1879011-1
SMF2 220R 5%



TE Part #4-2176058-1
RLP73K 3A R47 5% 2K RL



TE Part #8-2176403-8
3550 4K3 1%



TE Part #4-2176381-5
RQ 0805 35K7 0.1% 10PPM 5K RL



TE Part #2176322-8
SMV 1W 390K 5%



TE Part #3-2213627-2
ASSEMBLY, ROT DIM REC 49.22MM 7 POS 150C



TE Part #2-2176246-5
CRGS2512 5% 100R



TE Part #1-1415898-5
RTS3TA05

Documents

Product Drawings

.093 PCB PIN .0126 PTP PH/BZ

English

CAD Files

Customer View Model

ENG_CVM_61137-1_M.3d_igs.zip

English

Customer View Model

ENG_CVM_61137-1_M.3d_stp.zip

English

Customer View Model

ENG_CVM_61137-1_M.2d_dxf.zip

English

3D PDF

English

3D PDF

3D

Customer View Model

ENG_CVM_CVM_61137-1_AD.2d_dxf.zip

English

Customer View Model

ENG_CVM_CVM_61137-1_AD.3d_igs.zip

English

Customer View Model

ENG_CVM_CVM_61137-1_AD.3d_stp.zip

English

By downloading the CAD file I accept and agree to the Terms and Conditions of use.

Datasheets & Catalog Pages

PRINTED CIRCUIT BOARD TERMINALS AND DISCONNECTS

English

Product Specifications

Application Specification

English