175216-2 ✔ ACTIVE

Dynamic Series | Dynamic 3000 Series

TE Internal #: 175216-2

Gold (Au), Receptacle Contact, 28 – 24 AWG, .08 – .24 mm² Wire, Power & Signal, -55 – 105 °C [-67 – 221 °F], Dynamic 3000 Series

View on TE.com >

Connectors > Contacts > Connector Contacts > Contact: Component To Wire; 15A, 28-14 wire size

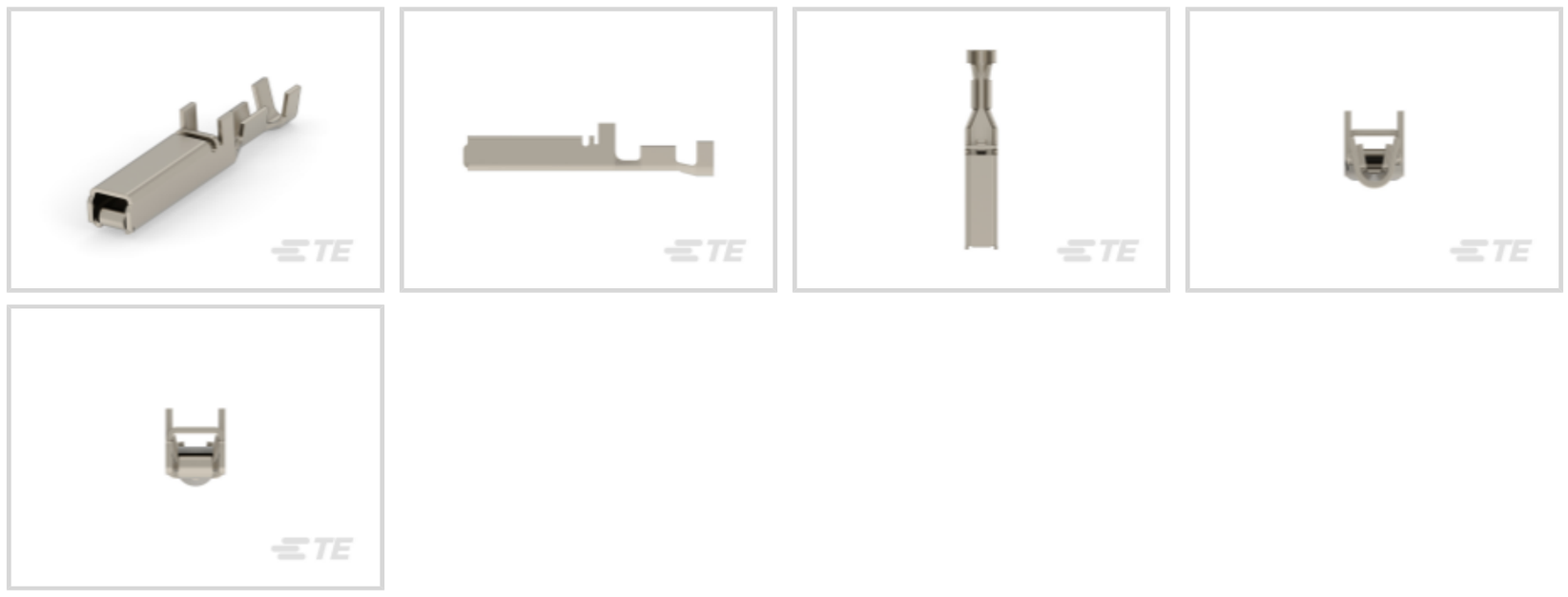

Contact Type: **Receptacle**

Contact Mating Area Plating Material: **Gold (Au)**

Wire Size: **.08 – .24 mm²**

Product Terminates To: **Wire & Cable**

All Contact: Component To Wire; 15A, 28-14 wire size (91)

Features

Contact Features

Contact Type	Receptacle
Contact Mating Area Plating Material	Gold (Au)
Contact Current Rating (Max)	15 A
Mating Tab Width	2 mm[.08 in]
Mating Tab Thickness	.64 mm[.025 in]

Termination Features

Product Terminates To	Wire & Cable

Dimensions

Wire Size	.08 – .24 mm²

Usage Conditions

Operating Temperature Range	-55 – 105 °C[-67 – 221 °F]

Operation/Application

Circuit Application	Power & Signal

Packaging Features

Packaging Method	Bag & Box

Product Compliance

For compliance documentation, visit the product page on TE.com>

EU RoHS Directive 2011/65/EU	Compliant
EU ELV Directive 2000/53/EC	Compliant
China RoHS 2 Directive MIIT Order No 32, 2016	No Restricted Materials Above Threshold
EU REACH Regulation (EC) No. 1907/2006	Current ECHA Candidate List: JUNE 2025 (250) Candidate List Declared Against: JUNE 2025 (250) Does not contain REACH SVHC
Halogen Content	Low Halogen - Br, Cl, F < 900 ppm per homogenous material. Also BFR/CFR/PVC Free
Solder Process Capability	Not applicable for solder process capability

Product Compliance Disclaimer

This information is provided based on reasonable inquiry of our suppliers and represents our current actual knowledge based on the information they provided. This information is subject to change. The part numbers that TE has identified as EU RoHS compliant have a maximum concentration of 0.1% by weight in homogenous materials for lead, hexavalent chromium, mercury, PBB, PBDE, DBP, BBP, DEHP, DIBP, and 0.01% for cadmium, or qualify for an exemption to these limits as defined in the Annexes of Directive 2011/65/EU (RoHS2). Finished electrical and electronic equipment products will be CE marked as required by Directive 2011/65/EU. Components may not be CE marked. Additionally, the part numbers that TE has identified as EU ELV compliant have a maximum concentration of 0.1% by weight in homogenous materials for lead, hexavalent chromium, and mercury, and 0.01% for cadmium, or qualify for an exemption to these limits as defined in the Annexes of Directive 2000/53/EC (ELV). Regarding the REACH Regulation, the information TE provides on SVHC in articles for this part number is based on the latest European Chemicals Agency (ECHA) 'Guidance on requirements for substances in articles' posted at this URL: https://echa.europa.eu/guidance-documents/guidance-on-reach

Compatible Parts



TE Part # 234168-1
EXTRACTION TOOL(DYNAMIC D-3)



TE Part # CAT-D9934-A75A
Receptacle and Tab Housing: 3.81 mm pitch, 250V



TE Part # CAT-D9934-A75C
Receptacle and Tab Housing: 5.08 mm pitch, 600V



TE Part # 91565-1
CCII D-3 S REC TAB 28-24 ASSY



TE Part # 917249-1
DYNAMIC D-3400F REC HSG 20P



TE Part # CAT-D9934-A75B
Receptacle and Tab Housing: 5.08 mm Pitch, 250-600V



TE Part # 2381453-1
SDE F DYNAMIC D3000 28-24AWG ASSY



TE Part # 2381453-2
SDE F DYNAMIC D3000 28-24AWG DIE SET

TE Part # 178214-1
DYNAMIC 3400 REC HSG 12P

TE Part # 90682-2
PROCRIMPER DIE ASSY DYNAMIC

Also in the Series | Dynamic 3000 Series



Connector Contacts(94)



Connector Hardware(8)



Insertion & Extraction Tools(2)



PCB Headers & Receptacles(290)



PCB Terminal Blocks(5)



Power Contacts(94)



Rectangular Power Connectors(443)



Wire-to-Board Headers & Receptacles (290)

Customers Also Bought



TE Part #CAT-D9934-A75
Contact: Component To Wire; 15A, 28-14 wire size



TE Part #CAT-D9934-A75A
Receptacle and Tab Housing: 3.81 mm pitch, 250V



TE Part #CAT-0B4-MIT
MULTI-POINT IDC TERMINAL



TE Part #6376608-3
MICRO STACK REC ASSY 80P

Documents

Product Drawings

DYNAMIC REC CONT. S L/P

English

CAD Files

3D PDF

English

Customer View Model

ENG_CVM_175216-2_A2.3d_igs.zip

English

Customer View Model

ENG_CVM_175216-2_A2.3d_stp.zip

English

Customer View Model

ENG_CVM_175216-2_A2.2d_dxf.zip

English

By downloading the CAD file I accept and agree to the Terms and Conditions of use.

Product Specifications

Application Specification

English

Instruction Sheets

Instruction Sheet (non U.S.)

Japanese

Instruction Sheet (non U.S.)

English

Instruction Sheet (non U.S.)

Japanese

MULTIPLE ENCLOSURE 67M D1200 15POS. REC PLUG

Japanese

Agency Approvals

TUV Certificate

English