Connector Location A

Connector Location B

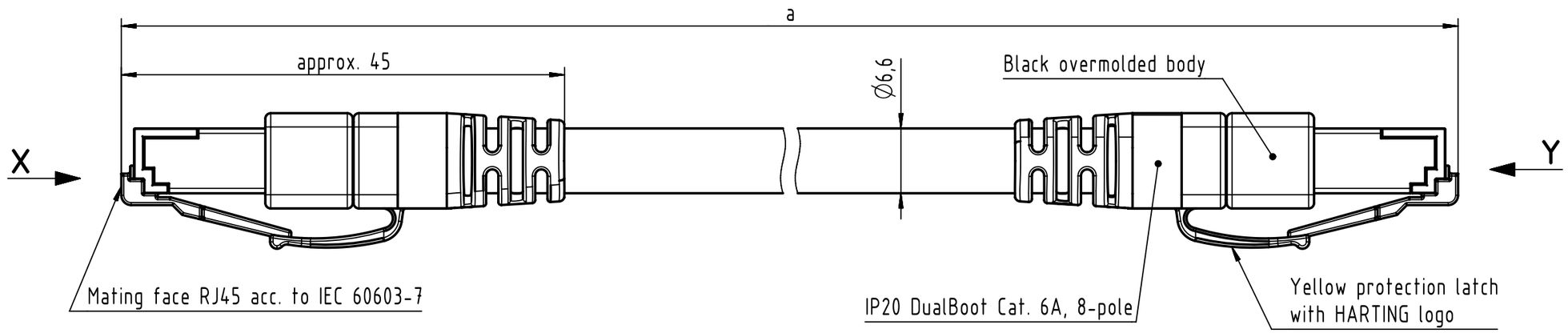

c UL us LISTED
E470046

X
male

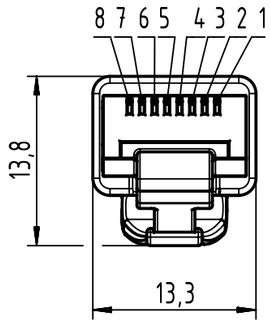

Loading Plan
acc. to TIA/EIA 568B

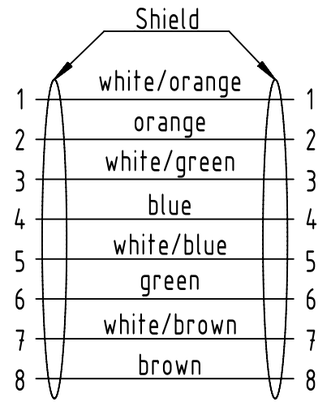

Y
male

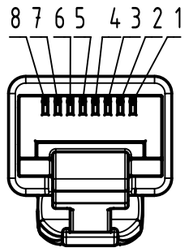

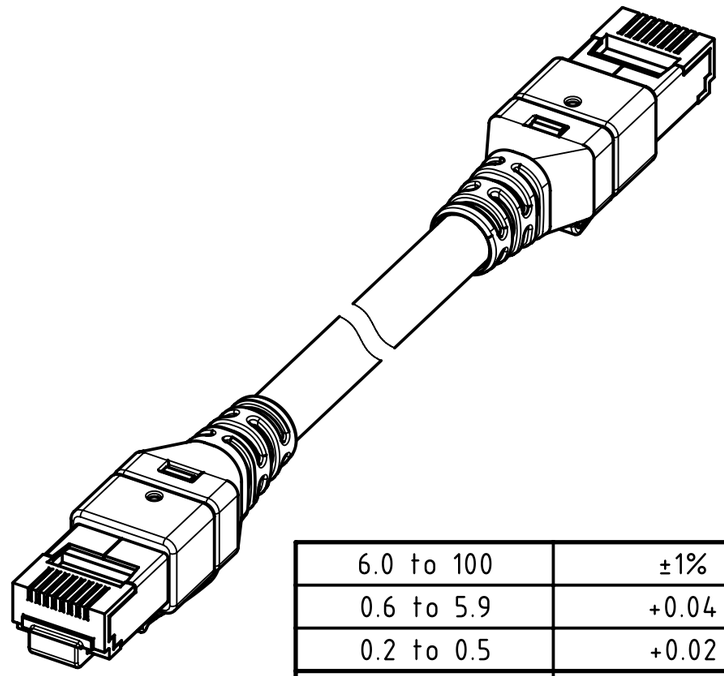

length in "1m" step		
	100	XXX=000
	99	XXX=990
	. . .	. . .
	12	XXX=120
	11	XXX=110
length in "0.1m" step	10	XXX=100
	9.9	XXX=099
	9.8	XXX=098
	. . .	. . .
	0.5	XXX=005
	0.4	XXX=004
	0.3	XXX=003
	0.2	XXX=002
Step	**a [m]**	**XXX**

a [m]	Tolerance
6.0 to 100	±1%
0.6 to 5.9	+0.04
0.2 to 0.5	+0.02

NOTE:
For lengths < 1.0m:
- relative positioning of the connectors to each other shall be as presented in the drawing, however with an admissible angular deviation around cable axis of ± 30°

For lengths ≥ 1.0m:
-relative positioning of the connectors to each other not obligatory

*** Cat.6A 10 Gbit/s Ethernet transmission possible for lengths up to 45m**

Temperature range:
- Fixed installation: -20°C ... +80°C
- Dynamic installation: -20°C ... +80°C

HARTING IE Cat.6A 4x2xAWG 26/7 PVC yellow	09484747757XXX
Type of cable	**Part no.**

All Dimensions in mm	Tech. Character.	Free size tol.		According to production drawing

All rights reserved

Department	Created by	Inspected by	Standardisation	Date	State
HCS - RO	407576 Stoica	402676 Gross	MUNTEANV Muntean	2023-05-15	Final Release

HARTING Customised Solutions
D-32339 Espelkamp

Title: RJI DB Cat6a Cable Assembly PVC
Doc-Key / ECM-Nr.: 100170398/UGD/026/E 500000243528

Type	Number	Rev.	Page
TB	09484747757XXX	E	1/1

A3