CUI DEVICES

SERIES: SJ-4361X-SMT | **DESCRIPTION:** AUDIO JACK

FEATURES

- mid mount for low profile applications
- 4 conductor
- multiple switch configurations



RoHS

PART NUMBER KEY

SJ - 4361 X - SMT - TR

- Base Number
- Switch Options
  - 4 = no switch
  - 5TS = tip switch
  - 6 = tip and ring switch
  - 7 = tip, ring 1, and ring 2 switch
- Packaging:
  - TR = Tape & Reel

SPECIFICATIONS

parameter	conditions/description	min	typ	max	units
rated input voltage			12		Vdc
rated input current				1	A
contact resistance	between terminal and mating plug between terminal in a closed circuit			50 30	mΩ mΩ
insulation resistance		100			MΩ
voltage withstand	for 1 minute			500	Vac
insertion/withdrawal force		0.3		3	kg
operating temperature		-25		85	°C
life			5,000		cycles
flammability rating	UL94V-0				
RoHS	yes				

MECHANICAL DRAWING

units: mm
tolerance:
X.X ±0.20 mm
X.XX ±0.10 mm
X.XXX ±0.050 mm
PCB: ±0.05 mm
unless otherwise specified

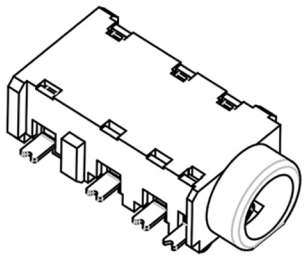

DESCRIPTION	MATERIAL	PLATING/COLOR
terminal (1~4)	copper alloy	gold
terminal (10~12)	copper alloy	gold
housing	PPA (UL94V-0)	black

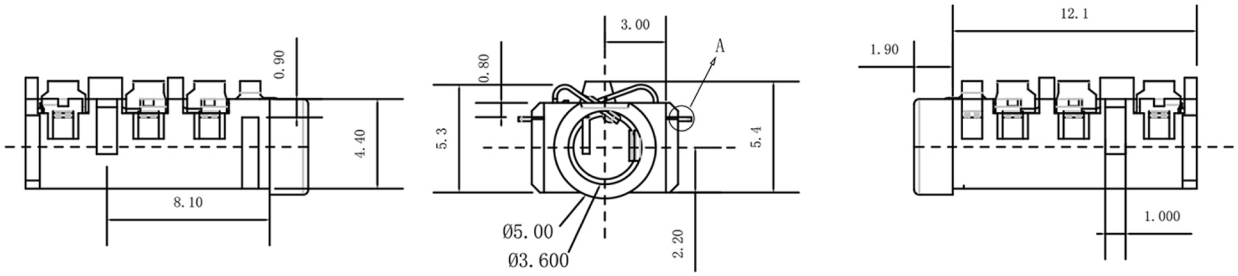

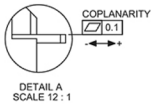

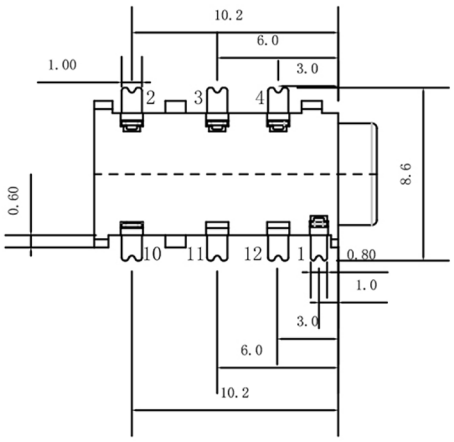

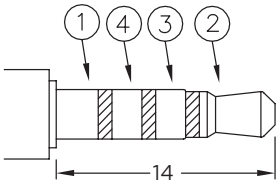

Ø 3.5 MATING PLUG

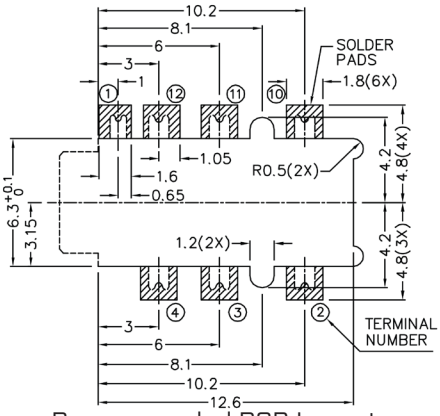

Recommended PCB Layout
Top View

Model No.	SJ-43614-SMT	SJ-43615TS-SMT	SJ-43616-SMT	SJ-43617-SMT
Schematic	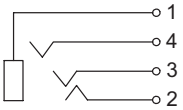	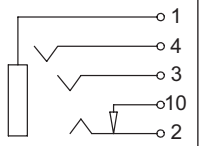	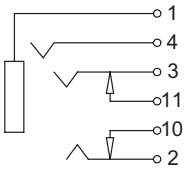	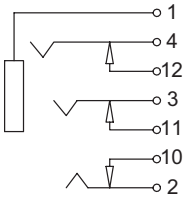
PIN				
1	sleeve	sleeve	sleeve	sleeve
2	tip	tip	tip	tip
3	ring 1	ring 1	ring 1	ring 1
4	ring 2	ring 2	ring 2	ring 2
10	NP	tip switch	tip switch	tip switch
11	NP	NP	ring 1 switch	ring 1 switch
12	NP	NP	NP	ring 2 switch

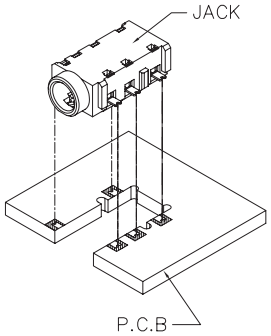

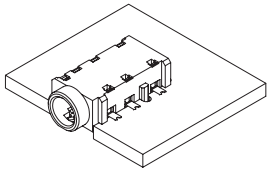

SOLDERABILITY

parameter	conditions/description	min	typ	max	units
reel storage	10~30°C, <70% humidity				°C
reflow soldering[1]	see reflow profile	255	260		°C
drying conditions[2]	parts in reel: bake at 110°C for 4 hours parts removed from reel: bake at 110°C for 4 hours				

Note: 1. CUI Devices recommends to solder within 72 hours from opening vacuum packaging at a temperature <30°C & relative humidity <60%.
2. When exceeding floor life by >240 hours.

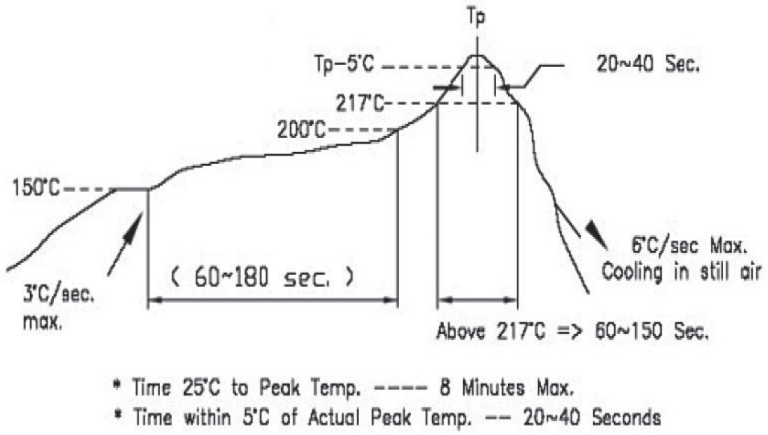

PACKAGING

units: mm

Reel Size: Ø330 mm
Reel QTY: 650 pcs per reel

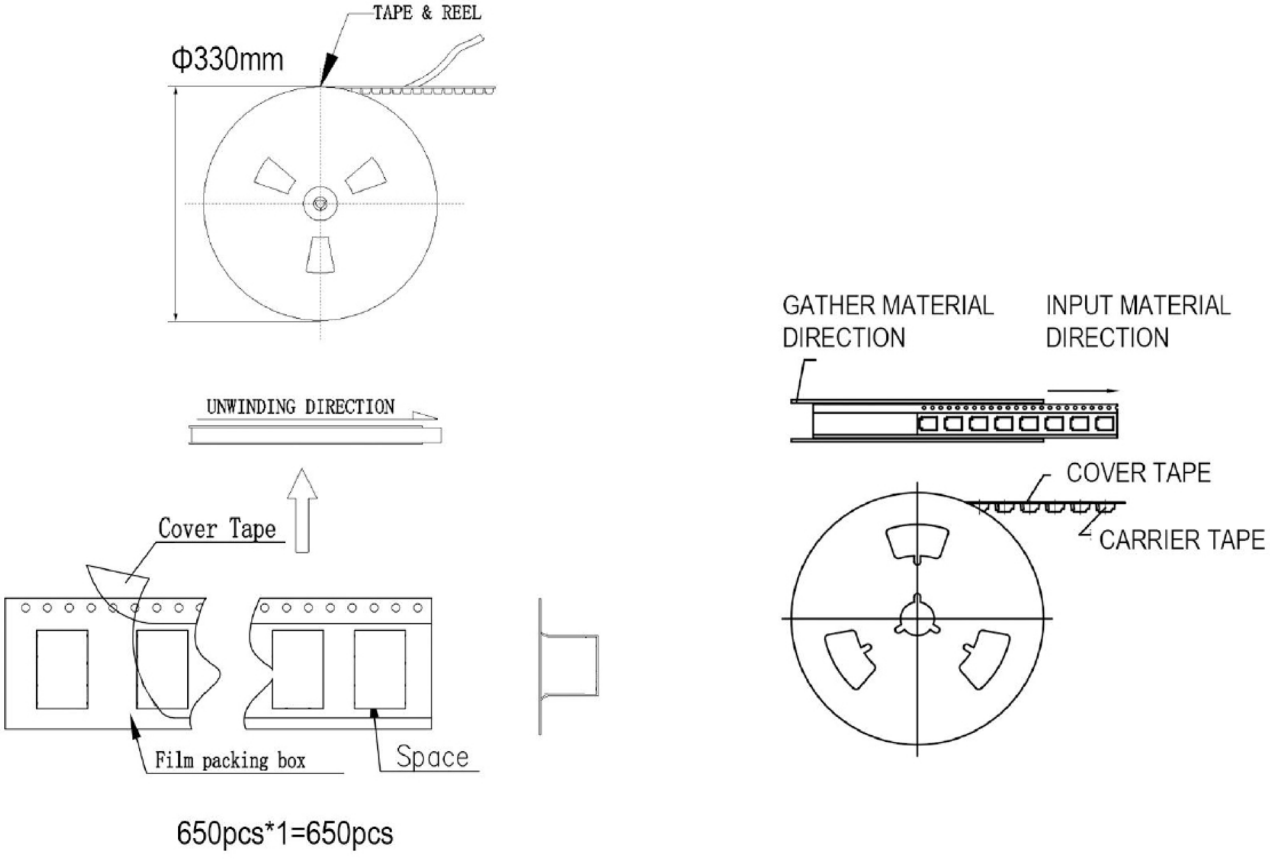

REVISION HISTORY

rev.	description	date
1.0	initial release	06/27/2011
1.01	new template applied	06/06/2012
1.02	added TR package option	11/01/2012
1.03	updated PCB layout	08/06/2013
1.04	updated drawing	02/20/2015
1.05	added storage and drying conditions, and tape and reel packaging details	02/16/2018
1.06	brand update	10/09/2019
1.07	discontinued model SJ-43615RS-SMT-TR; logo, datasheet style update	08/18/2022
1.08	product reengineered for improved manufacturability and production yield, see PCN for details	06/29/2023

The revision history provided is for informational purposes only and is believed to be accurate.

CUI Devices offers a one (1) year limited warranty. Complete warranty information is listed on our website.

CUI Devices reserves the right to make changes to the product at any time without notice. Information provided by CUI Devices is believed to be accurate and reliable. However, no responsibility is assumed by CUI Devices for its use, nor for any infringements of patents or other rights of third parties which may result from its use.

CUI Devices products are not authorized or warranted for use as critical components in equipment that requires an extremely high level of reliability. A critical component is any component of a life support device or system whose failure to perform can be reasonably expected to cause the failure of the life support device or system, or to affect its safety or effectiveness.

cuidevices.com