OJE-SH-112HMF,F095 ✔ ACTIVE

TE Internal #: 4-1419144-7

General Purpose Power Relay, DC, Monostable, 1 Form A SPST-NO, 10 A Contact Rating, 12 VDC Coil Voltage, 250 VAC Contact Voltage

View on TE.com >

Relays & Contactors > Electromechanical Relays

Relay & Contactor Type: **General Purpose Power Relay**

Coil Magnetic System: **Monostable**

Contact Arrangement: **1 Form A SPST-NO**

Current Type: **DC**

Contact Current Rating: **10 A**

Features

Product Type Features

Relay & Contactor Type	General Purpose Power Relay

Configuration Features

Contact Number of Poles	1
Coil Special Features	UL Coil Insulation Class F
Contact Arrangement	1 Form A SPST-NO

Electrical Characteristics

Contact Limiting Short-Time Current	10 A
Contact Limiting Making Current	10 A
Contact Limiting Continuous Current	10 A
Contact Limiting Breaking Current	10 A
Insulation Initial Dielectric Between Open Contacts	750 Vrms
Contact Switching Voltage (Max)	277 VAC
Contact Switching Load (Min)	100mA @ 5V
Coil Resistance	320 Ω

Contact Current Rating	10 A
Coil Voltage Rating	12 VDC
Contact Voltage Rating	30 VDC
Coil Power Rating DC	.45 W
Insulation Initial Dielectric Between Contacts & Coil	3000 Vrms

Body Features

Product Weight	9 g[.318 oz]
Enclosure Type	Flux Resistant Automatic Solder Capable & Washable

Contact Features

Contact Material	Silver Cadmium Oxide

Termination Features

Main Termination & Connection Type	Solder Pins
Coil Termination & Connection Type	Solder Pins

Mechanical Attachment

Product Mount Type	Board Mount

Dimensions

Insulation Clearance Between Contact & Coil	3.2 mm[.125 in]
Insulation Creepage Between Contact & Coil	3.6 mm[.141 in]
Product Width	10.2 mm[.401 in]
Product Length	18.2 mm[.717 in]
Product Height	14.7 mm[.579 in]

Usage Conditions

Operating Temperature Range	-40 – 105 °C[-40 – 221 °F]
Environmental Category of Protection	RTIII
Environmental Ambient Temperature (Max)	105 °C[221 °F]

Operation/Application

Coil Magnetic System	Monostable
Current Type	DC

Packaging Features

Packaging Method	Bundle

Other

Coil Power Rating Class	>.3 – ≤.6 W
Contact Current Class	>5 – ≤10 A
Height Class (Mechanical)	>14 – ≤16 mm[>.551 – ≤.63 in]
Length Class (Mechanical)	>16 – ≤22 mm[>.63 – ≤.866 in]
Width Class (Mechanical)	>7 – ≤11 mm[>.276 – ≤.433 in]

Product Compliance

For compliance documentation, visit the product page on TE.com>

EU RoHS Directive 2011/65/EU	Compliant with Exemptions
EU ELV Directive 2000/53/EC	Not Yet Reviewed
China RoHS 2 Directive MIIT Order No 32, 2016	Not reviewed for China RoHS compliance
EU REACH Regulation (EC) No. 1907/2006	Current ECHA Candidate List: JUNE 2025 (250) Candidate List Declared Against: JUNE 2025 (250) SVHC > Threshold: Cadmium oxide (5.91% in 4735356691) **Article Safe Usage Statements:** Use personal protective equipment as required. Do not eat, drink or smoke when using this product. Recycle if possible and dispose of the article by following all applicable governmental regulations relevant to your geographic location.
Halogen Content	Not Low Halogen - contains Br or Cl > 900 ppm.
Solder Process Capability	Wave solder capable to 265°C

Product Compliance Disclaimer

This information is provided based on reasonable inquiry of our suppliers and represents our current actual knowledge based on the information they provided. This information is subject to change. The part numbers that TE has identified as EU RoHS compliant have a maximum concentration of 0.1% by weight in homogenous materials for lead, hexavalent chromium, mercury, PBB, PBDE, DBP, BBP, DEHP, DIBP, and 0.01% for cadmium, or qualify for an exemption to these limits as defined in the Annexes of Directive 2011/65/EU (RoHS2). Finished electrical and electronic equipment products will be CE marked as required by Directive 2011/65/EU. Components may not be CE marked. Additionally, the part numbers that TE has identified as EU ELV compliant have a maximum concentration of 0.1% by weight in homogenous materials for lead, hexavalent chromium, and mercury, and 0.01% for cadmium, or qualify for an exemption to these limits as defined in the Annexes of Directive 2000/53/EC (ELV). Regarding the REACH Regulation, the information TE provides on SVHC in articles for this part number is based on the latest European Chemicals Agency (ECHA) 'Guidance on requirements for substances in articles' posted at this URL: https://echa.europa.eu/guidance-documents/guidance-on-reach

Compatible Parts

TE Part # 1-1649222-2
OJE-SH-112DM,000T0



TE Part # 1649222-6
OJE-SS-112DM,0A000

TE Part # 1-1721539-7
OJE-SS-112HM2.000T0



TE Part # 1649222-4
OJE-SH-112DM,801

TE Part # 2071385-2
OJE-SH-112HM2F,000



TE Part # 2071369-1
OJE-SH-112DM,00E0W



TE Part # 1721261-7
OJE-SS-112LMH2,000T0



TE Part # 1649222-1
OJE-SS-112DM,801



TE Part # 1721923-4
OJE-SS-112HMF,00D00

Customers Also Bought

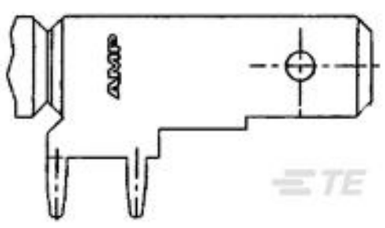

TE Part #1217754-1
250 FASTON,FLAG,PCB TAB,TNBR



TE Part #2-1416010-6
RE034012



TE Part #CAT-OE4-OJ1
STD OEG Miniature PCB OJ/OJE Pow Relays

TE Part #1-1461116-8
OJT-SH-124DM,000T0



TE Part #1649222-1
OJE-SS-112DM,801



TE Part #1-1827872-0
DYNAMIC 1100D HDR ASSY V 40PX BLACK GOLD



TE Part #1969498-1
ASSY, TAB HDR, 7MM, 6.35 SERIES, 2 POS



TE Part #1971845-3
3P, RAST 5 Tab Header, THV



TE Part #5-1971846-2
2P, RAST 5 Tab Header, THV

Documents

Product Drawings

OJE-SH-112HMF,F095

English

CAD Files

3D PDF

3D

Customer View Model

ENG_CVM_CVM_4-1419144-7_C.2d_dxf.zip

English

Customer View Model

ENG_CVM_CVM_4-1419144-7_C.3d_igs.zip

English

Customer View Model

ENG_CVM_CVM_4-1419144-7_C.3d_stp.zip

English

By downloading the CAD file I accept and agree to the Terms and Conditions of use.

Datasheets & Catalog Pages

OJ_OJE Series Relay Data Sheet English

English

Product Specifications

Definitions General Purpose Relays

English

Agency Approvals

VDE Certificate

English